

Maximization of Laplace-Beltrami eigenvalues on closed Riemannian surfaces

Chiu-Yen Kao*, Rongjie Lai† and Braxton Osting‡

March 25, 2016

Abstract

Let (M, g) be a connected, closed, orientable Riemannian surface and denote by $\lambda_k(M, g)$ the k -th eigenvalue of the Laplace-Beltrami operator on (M, g) . In this paper, we consider the mapping $(M, g) \mapsto \lambda_k(M, g)$. We propose a computational method for finding the conformal spectrum $\Lambda_k^c(M, [g_0])$, which is defined by the eigenvalue optimization problem of maximizing $\lambda_k(M, g)$ for k fixed as g varies within a conformal class $[g_0]$ of fixed volume $\text{vol}(M, g) = 1$. We also propose a computational method for the problem where M is additionally allowed to vary over surfaces with fixed genus, γ . This is known as the topological spectrum for genus γ and denoted by $\Lambda_k^t(\gamma)$. Our computations support a conjecture of N. Nadirashvili (2002) that $\Lambda_k^t(0) = 8\pi k$, attained by a sequence of surfaces degenerating to a union of k identical round spheres. Furthermore, based on our computations, we conjecture that $\Lambda_k^t(1) = \frac{8\pi^2}{\sqrt{3}} + 8\pi(k-1)$, attained by a sequence of surfaces degenerating into a union of an equilateral flat torus and $k-1$ identical round spheres. The values are compared to several surfaces where the Laplace-Beltrami eigenvalues are well-known, including spheres, flat tori, and embedded tori. In particular, we show that among flat tori of volume one, the k -th Laplace-Beltrami eigenvalue has a local maximum with value $\lambda_k = 4\pi^2 \left\lceil \frac{k}{2} \right\rceil^2 \left(\left\lceil \frac{k}{2} \right\rceil^2 - \frac{1}{4} \right)^{-\frac{1}{2}}$. Several properties are also studied computationally, including uniqueness, symmetry, and eigenvalue multiplicity.

Keywords. Extremal Laplace-Beltrami eigenvalues, conformal spectrum, topological spectrum, closed Riemannian surface, spectral geometry, isoperimetric inequality

1 Introduction

Let (M, g) be a connected, closed, orientable Riemannian surface and $\Delta_{M,g}: C^\infty(M) \rightarrow C^\infty(M)$ denote the Laplace-Beltrami operator. The Laplace-Beltrami eigenproblem is to find eigenvalues $\lambda(M, g)$ and eigenfunctions, $\psi(x; M, g)$ for $x \in M$, satisfying

$$-\Delta_{M,g} \psi(x; M, g) = \lambda(M, g) \psi(x; M, g) \quad x \in M. \quad (1)$$

*Department of Mathematical Sciences, Claremont McKenna College, CA 91711 (Ckao@ClaremontMckenna.edu). Chiu-Yen Kao is partially supported by NSF DMS-1318364.

†Department of Mathematics, Rensselaer Polytechnic Institute, NY 12180 (lair@rpi.edu). Rongjie Lai is partially supported by NSF DMS-1522645.

‡Corresponding author. Department of Mathematics, University of Utah, Salt Lake City, UT 84112 (osting@math.utah.edu). Braxton Osting is partially supported by NSF DMS-1103959 and DMS-1461138.

Denote the spectrum of $-\Delta_{M,g}$ by $\sigma(M, g) := \{0 = \lambda_0(M, g) < \lambda_1(M, g) \leq \dots\}$. For a general introduction to properties of $\Delta_{M,g}$ and $\sigma(M, g)$, we refer to [Cha84, BB85]. Given a fixed manifold M , consider the mapping $g \mapsto \sigma(M, g)$. Let $G(M)$ denote the class of Riemannian metrics g on M . We recall that a metric g is *conformal* to g_0 if there exists a smooth function $\omega: M \rightarrow \mathbb{R}_+$ such that $g = \omega g_0$. The *conformal class*, $[g_0]$, consists of all metrics conformal to g_0 . Following [CS03], for k fixed, we define the *conformal k -th eigenvalue* of $(M, [g_0])$ to be

$$\Lambda_k^c(M, [g_0]) := \sup\{\Lambda_k(M, g) : g \in [g_0]\}, \quad (2)$$

where $\Lambda_k(M, g) := \lambda_k(M, g) \cdot \text{vol}(M, g)$.¹ Let $\mathcal{M}(\gamma)$ denote the class of orientable, closed surfaces with genus γ and consider the mapping $(M, g) \mapsto \sigma(M, g)$. For k fixed, the *k -th topological eigenvalue for genus γ* is defined

$$\Lambda_k^t(\gamma) := \sup\{\Lambda_k(M, g) : M \in \mathcal{M}(\gamma), g \in G(M)\}. \quad (3)$$

The conformal and topological eigenvalues are finite; see §2. We refer to the conformal eigenvalues and topological eigenvalues collectively as the conformal spectrum and topological spectrum, respectively.

For some conformal classes, the first few conformal eigenvalues are known explicitly. However, little is known about the larger conformal eigenvalues of any conformal class, $(M, [g_0])$. The topological spectrum is only known for $\gamma = 0$ with $k = 1, 2$ and $\gamma = 1$ with $k = 1$ (a conjecture exists for $\gamma = 2, k = 1$). We discuss these results and provide some references in §2.

In this work, we study the conformal and topological spectra computationally. To the best of our knowledge, this is the first computational study of the conformal and topological spectra. To achieve this goal, for constants $\omega_+ > \omega_- > 0$, we define the admissible set,

$$\mathcal{A}(M, g_0, \omega_-, \omega_+) := \{\omega \in L^\infty(M) : \omega_- \leq \omega \leq \omega_+ \text{ a.e.}\}.$$

For a fixed Riemannian surface (M, g_0) and a function $\omega \in \mathcal{A}(M, g_0, \omega_-, \omega_+)$, we consider the generalized eigenvalues, characterized by the Courant-Fischer formulation

$$\lambda_{k-1}(M, g_0, \omega) = \min_{\substack{E_k \subset H^1(M) \\ \text{subspace of dim } k}} \max_{\psi \in E_k, \psi \neq 0} \frac{\int_M |\nabla \psi|^2 d\mu_{g_0}}{\int_M \psi^2 \omega d\mu_{g_0}}, \quad (4)$$

where E_k is in general a k -dimensional subspace of $H^1(M)$ and $d\mu_{g_0}$ is the measure induced by the metric g_0 . Note that for $\omega \in \mathcal{C}^\infty \cap \mathcal{A}(M, g_0, \omega_-, \omega_+)$, the identity $\Delta_{M, \omega g} = \frac{1}{\omega} \Delta_{M, g}$ implies that $\lambda_k(M, g_0, \omega) = \lambda_k(M, \omega g_0)$. As above, we define a volume-normalized quantity, $\Lambda_k(M, g, \omega) = \lambda_k(M, g, \omega) \cdot \int_M \omega d\mu_g$ and consider the optimization problem,

$$\Lambda_k^*(M, g_0, \omega_-, \omega_+) = \sup\{\Lambda_k(M, g_0, \omega) : \omega \in \mathcal{A}(M, g_0, \omega_-, \omega_+)\}. \quad (5)$$

Proposition 1.1. *Fix $k \in \mathbb{N}$. Let (M, g_0) be a smooth, closed Riemannian surface and $0 < \omega_- < \omega_+$. Then there exists an $\omega^* \in \mathcal{A}(M, g_0, \omega_-, \omega_+)$ which attains $\Lambda_k^*(M, g_0, \omega_-, \omega_+)$, the supremum in (5). Furthermore, for any $\epsilon > 0$, there exist constants $\omega_+(\epsilon)$ and $\omega_-(\epsilon)$ satisfying $\omega_+(\epsilon) > \omega_-(\epsilon) > 0$ such that*

$$\Lambda_k^c(M, [g_0]) - \epsilon \leq \Lambda_k^*(M, g_0, \omega_-(\epsilon), \omega_+(\epsilon)) \leq \Lambda_k^c(M, [g_0]).$$

¹Note that by the dilation property of eigenvalues, $\lambda_k(M, cg) = c^{-1} \lambda_k(M, g)$, this is equivalent to minimizing $\lambda_k(M, g_0)$ over $\{g \in [g_0] : \text{vol}(M, g) = 1\}$.

Our proof of Proposition 1.1, which we postpone to §2.5, uses the direct method in the calculus of variations. As discussed further in §2.1, similar results are given in [NS10, Pet13, Kok14] and considerably more regularity can be shown for a metric attaining the first conformal eigenvalue. Our strategy is thus to approximate the solution to (2) by computing the solution to (5) for a sequence of values ω_+ and ω_- such that $\omega_+ \uparrow \infty$ and $\omega_- \downarrow 0$. The bound in Proposition 1.1 justifies this strategy. Similarly, we approximate (3), the topological spectrum for genus γ , by

$$\sup\{\Lambda_k(M, g_0, \omega) : M \in \mathcal{M}(\gamma), g_0 \in G(M), \text{ and } \omega \in \mathcal{A}(M, g_0, \omega_-, \omega_+)\}. \quad (6)$$

For a given closed Riemannian surface (M, g_0) and constants $k \geq 1$ and $\omega_+ > \omega_- > 0$, we develop a computational method for seeking the conformal factor $\omega \in \mathcal{A}(M, g_0, \omega_-, \omega_+)$ which attains the supremum in (5). To achieve this aim, we evolve ω within $\mathcal{A}(M, g_0, \omega_-, \omega_+)$ to increase $\Lambda_k(M, g_0, \omega)$. If ω were assumed smooth, this would be equivalent to evolving a metric g within its conformal class, $[g_0]$ to increase $\Lambda_k(M, g)$. We also develop a computational method for approximating the topological spectrum for genus $\gamma = 0$ and $\gamma = 1$ via (6). The method depends on an explicit parameterization of moduli space, and in principle could be extended to higher genus [IT92, Bus10].

Our computations support a conjecture of N. Nadirashvili [Nad02] that $\Lambda_k^t(0) = 8\pi k$, attained by a sequence of surfaces degenerating to a union of k identical round spheres (see §5.1). That is, for dimension $n = 2$, and a genus $\gamma = 0$ surface, the inequality, $\Lambda_k^t(0) \geq 8\pi k$, of [CS03, Corollary 1] is tight. Based on our computations, we further conjecture that $\Lambda_k^t(1) = \frac{8\pi^2}{\sqrt{3}} + 8\pi(k-1)$, attained by a sequence of surfaces degenerating into a union of an equilateral flat torus and $k-1$ identical round spheres (see §5.3). This surface was also recently studied by Karpukhin [Kar13]. As a comparison, we show that among flat tori, Λ_k has a local maximum with value $\Lambda_k = 4\pi^2 \left[\frac{k}{2}\right]^2 \left(\left[\frac{k}{2}\right]^2 - \frac{1}{4}\right)^{-\frac{1}{2}}$. We conjecture that this is the global maximum among flat tori. A detailed study of the first non-trivial conformal eigenvalue of flat tori is also conducted in §5.2.

Outline. In §2, we provide some background material and review related work. This includes a discussion of properties of the Laplace-Beltrami eigenproblem and its solution, a brief discussion of moduli spaces, variations of eigenvalues with respect to the conformal structure, and the spectrum of the disconnected union of a surface and a sphere. We also provide a proof of Proposition 1.1. In §3, we discuss the Laplace-Beltrami eigenproblem on a sphere and flat tori, which are central to later sections. In §4, we describe our computational methods. In §5, we compute the conformal spectrum of several Riemannian surfaces and the topological spectrum for genus $\gamma = 0$ and $\gamma = 1$ surfaces. We conclude in §6 with a discussion.

2 Background and related work

Let (M, g) be a connected, closed, smooth Riemannian manifold of dimension $n \geq 2$. The first fundamental form on M can be written (using Einstein notation) in local coordinates as $g = g_{ij}dx^i dx^j$, where $g_{ij} = g(\partial_{x^i}, \partial_{x^j})$. Let $d\mu_g$ denote the measure on (M, g) induced by the Riemannian metric. Let $\langle \cdot, \cdot \rangle_g$ denote the L^2 -inner product on (M, g) and denote $\|f\|_g = \langle f, f \rangle_g^{\frac{1}{2}}$. In local coordinates the divergence and gradient are written $(\nabla f)^i = \partial^i f = g^{ij} \partial_j f$ and $\operatorname{div} X = \frac{1}{\sqrt{|g|}} \partial_i \sqrt{|g|} X^i$. Here g^{ij} is the inverse of the metric tensor $g = g_{ij}$ and $|\cdot|$ is the determinant. The Laplace-Beltrami

operator, $\Delta_{M,g}: C^\infty(M) \rightarrow C^\infty(M)$ is written in local coordinates

$$\Delta_{M,g}f = \operatorname{div} \nabla f = \frac{1}{\sqrt{|g|}} \partial_i \sqrt{|g|} g^{ij} \partial_j f. \quad (7)$$

Denote the spectrum of $-\Delta_{M,g}$ by $\sigma(M, g)$. For a general introduction to properties of $\Delta_{M,g}$ and $\sigma(M, g)$, we refer to [Cha84, BB85].

Properties of $\Delta_{M,g}$ and $\sigma(M, g)$.

1. The eigenvalues $\lambda_k(M, g)$ are characterized by the Courant-Fischer formulation

$$\lambda_{k-1}(M, g) = \min_{\substack{E_k \subset H^1(M) \\ \text{subspace of dim } k}} \max_{\psi \in E_k, \psi \neq 0} \frac{\int_M |\nabla \psi|^2 d\mu_g}{\int_M \psi^2 d\mu_g}, \quad (8)$$

where E_k is in general a k -dimensional subspace of $H^1(M)$ and at the minimizer, $E_k = \operatorname{span}(\{\psi_j(\cdot; M, g)\}_{j=1}^k)$.

2. For fixed (M, g) , $\lambda_k(M, g) \uparrow \infty$ as $k \uparrow \infty$ and each eigenspace is finite dimensional. We have $\lambda_0 = 0$ and the corresponding eigenspace is one dimensional and spanned by the constant function. Eigenspaces belonging to distinct eigenvalues are orthogonal in $L^2(M)$ and $L^2(M)$ is spanned by the eigenspaces. Every eigenfunction is C^∞ on M .
3. (dilation property) For (M, g) fixed, the quantity $\lambda_k(M, g) \operatorname{vol}(M, g)^{\frac{2}{n}}$, where n is the dimension, is invariant to dilations of the metric g . That is, for any $\alpha \in \mathbb{R}_+$,

$$\lambda_k(M, \alpha g) \operatorname{vol}(M, \alpha g)^{\frac{2}{n}} = \lambda_k(M, g) \operatorname{vol}(M, g)^{\frac{2}{n}}.$$

Since $\operatorname{vol}(M, \alpha g) = \alpha^{\frac{n}{2}} \operatorname{vol}(M, g)$, this is equivalent to $\lambda_k(M, \alpha g) = \alpha^{-1} \lambda_k(M, g)$. For surfaces ($n = 2$), $\Lambda_k(M, g) = \lambda_k(M, g) \operatorname{vol}(M, g)$ is invariant to dilations of the metric g .

4. (Spectrum of disconnected manifolds) If (M, g) is a disconnected manifold, $M = M_1 \cup M_2$, then $\sigma(M, g) = \sigma(M_1, g) \cup \sigma(M_2, g)$.
5. (Weyl's Law) Let $N(\lambda) := \#\{\lambda_k(M, g): \lambda_k(M, g) \leq \lambda\}$, counted with multiplicity. Then

$$N(\lambda) \sim \frac{\omega_n \operatorname{vol}(M, g)}{(2\pi)^n} \lambda^{n/2} \quad \text{as } \lambda \uparrow \infty,$$

where $\omega_n = \frac{\pi^{\frac{n}{2}}}{\Gamma(\frac{n}{2}+1)}$ is the volume of the unit ball in \mathbb{R}^n . In particular,

$$\lambda_k \sim \frac{(2\pi)^2}{\omega_n^{\frac{2}{n}} \operatorname{vol}(M, g)^{\frac{2}{n}}} k^{\frac{2}{n}} \quad \text{as } k \uparrow \infty.$$

2.1 Related work

We briefly summarize some related work. A recent review was given by Penskoi [Pen13a].

Although eigenvalue optimization problems were already proposed by Lord Rayleigh in the late 1870s [Ray77] (see also the surveys [Hen06, AB07]), eigenvalue optimization problems posed on more general surfaces were not studied until the 1970s. The first result in this direction is due to J. Hersch, who showed that

$$\Lambda_1^t(0) = \Lambda_1(\mathbb{S}^2, g_0) = 8\pi \approx 25.13,$$

attained only by the standard metric (up to isometry) on \mathbb{S}^2 [Her70] (see also [Cha84, p.94] or [SY94, Chapter III]). P. C. Yang and S.-T. Yau generalized this result in [YY80], proving

$$\Lambda_1^t(\gamma) \leq 8\pi(1 + \gamma).$$

In [Kor93], N. Korevaar generalized this result to larger eigenvalues, showing there exists a constant C , such that

$$\Lambda_k^t(\gamma) \leq C(1 + \gamma)k.$$

This result shows that the topological spectrum is finite and since $\Lambda_k^c(M, [g_0]) \leq \Lambda_k^t(\gamma)$ for any $M \in \mathcal{M}(\gamma)$ and $g_0 \in G(M)$, that conformal eigenvalues are finite as well. In [Nad96], N. Nadirashvili proved that

$$\Lambda_1^t(1) = \Lambda_1(\mathbb{T}^2, g_0) = \frac{8\pi^2}{\sqrt{3}} \approx 45.58,$$

attained only by the flat metric on the equilateral torus (generated by $(1, 0)$ and $(\frac{1}{2}, \frac{\sqrt{3}}{2})$, see §3.3). Indeed, it was already known to M. Berger that the maximum of Λ_1 over all flat tori is attained only by the equilateral torus [Ber73]. For $k = 2$, N. Nadirashvili showed that

$$\Lambda_2^t(0) = 16\pi \approx 50.26,$$

attained by a sequence of surfaces degenerating to a union of two identical round spheres [Nad02]. Nadirashvili also conjectured that $\Lambda_k^t(0) = 8\pi k$, attained by a sequence of surfaces degenerating to a union of k identical round spheres. In [JLN⁺05], the first eigenvalue of genus $\gamma = 2$ surfaces are studied both analytically and computationally and it is conjectured that

$$\Lambda_1^t(2) = 16\pi \approx 50.26, \tag{9}$$

attained by a Bolza surface, a singular surface which is realized as a double branched covering of the sphere.

We next state several relevant results² of B. Colbois and A. El Soufi [CS03], from whom we have also adopted notation for the present work. It is shown that for any Riemannian surface (M, g) and any integer $k \geq 0$, $\Lambda_k^c(M, [g]) \geq \Lambda_k^t(0)$. Furthermore, for all k ,

$$\Lambda_{k+1}^c(M, [g]) - \Lambda_k^c(M, [g]) \geq \Lambda_1^t(0) = 8\pi \tag{10}$$

which implies that $\Lambda_k^c(M, [g]) \geq 8\pi k$. This implies that

$$\Lambda_k^t(\gamma) \geq \Lambda_\ell^t(\gamma) + 8\pi(k - \ell), \quad \text{for } k \geq \ell \geq 0. \tag{11}$$

²We state the 2-dimensional results here for simplicity, but several of these results are proven for general dimension.

Intuitively, (11) states that the k -th topological eigenvalue must be at least as large as the eigenvalue associated with the surface constructed by gluing $k - \ell$ balls of the appropriate volume to the surface which maximizes the ℓ -th eigenvalue; see §2.4. Taking $\ell = 0$, (11) gives

$$\Lambda_k^t(\gamma) \geq 8\pi k.$$

Finally, for any fixed integer $k \geq 0$, the function $\gamma \mapsto \Lambda_k^t(\gamma)$ is non-decreasing.

Recently it has been shown (independently by several authors) that the supremum in (2) for the first conformal eigenvalue, $\Lambda_1^c(M, [g_0])$, is attained by an extremal metric, $g^* \in [g_0]$, and several results on the regularity of g^* have been proven [NS10, Pet13, Kok14]. In particular, g^* is smooth and positive, up to a finite set of some conical singularities on M . G. Kokarev also studies the existence and regularity of higher conformal eigenvalues $\Lambda_k^c(M, [g_0])$ [Kok14].

Closely related to conformal and topological spectra is the study of extremal metrics on closed surfaces, on which there has recently been significant development [JNP06, Lap08, Pen12, Pen13c, Pen13b, Kar13, Kar14]. A Riemannian metric g on a closed surface M is said to be an *extremal metric* for $\Lambda_k(M, g)$ if for any analytic deformation g_t such that $g_0 = g$ the following inequality holds:

$$\left. \frac{d}{dt} \Lambda_k(M, g_t) \right|_{t \downarrow 0} \leq 0 \leq \left. \frac{d}{dt} \Lambda_k(M, g_t) \right|_{t \uparrow 0}.$$

Recently, M. Karpukhin [Kar13] investigated a number of extremal metrics studied in [Pen12, Pen13b, Kar14, Lap08] and showed, by direct comparison with the equilateral torus glued to kissing spheres, that none are maximal. This is precisely the configuration which, based on numerical evidence, is conjectured to be maximal in the present paper.

For dimension $n \geq 3$, the topological spectrum does not exist. Indeed, H. Urakawa [Ura79] found a sequence of Riemannian metrics, $\{g_n\}_n$, of volume one on the sphere \mathbb{S}^3 such that $\lambda_1(\mathbb{S}^3, g_n) \rightarrow \infty$. B. Colbois and J. Dodziuk showed that every compact manifold, M , with dimension $n \geq 3$ admits a unit-volume metric g with arbitrarily large first eigenvalue, $\lambda_1(M, g)$ [CD94].

In [Fri79], S. Friedland studies the problem of finding a metric with L^∞ constraints within its conformal class to *minimize* (increasing) functions of the Laplace-Beltrami eigenvalues. For the sphere, \mathbb{S}^2 , he shows that the infimum is attained at a metric which is bang-bang, *i.e.*, activates the pointwise constraints almost everywhere. Note that these results do *not* shed light on the *maximization problem*, (5); we do not expect a conformal factor achieving the supremum in (5) to be bang-bang.

There are also a number of other types of bounds for eigenvalues on Riemannian manifolds. In particular, there are a number of both upper and lower bounds for Laplace-Beltrami eigenvalues of manifolds with positive Ricci curvature (see, for example, [Cha84, Ch. III], [Kro92], and [LL10]). [GNP09, Pet14] give upper bounds on the second eigenvalue of n -dimensional spheres for conformally round metrics. [PS09, CSG10, CDS10] study isoperimetric problems for Laplace-Beltrami eigenvalues of compact submanifolds.

2.2 A brief discussion of moduli spaces

Given two oriented, 2-dimensional Riemannian manifolds, (M_1, g_1) and (M_2, g_2) , a *conformal mapping* is an orientation-preserving diffeomorphism $h: M_1 \rightarrow M_2$ such that $h^*(g_2) = \omega g_1$ where ω is a real-valued positive smooth function on M_1 . We say that (M_1, g_1) and (M_2, g_2) are conformally

equivalent (or have the same complex structure if one identifies the induced Riemann surface) if there exists a conformal mapping between them. The moduli space of genus γ , \mathfrak{M}_γ , is the set of all conformal equivalence classes of closed Riemannian surfaces of genus γ . Roughly speaking, the moduli space parameterizes the conformal classes of metrics for a given genus.

Here, we introduce some very basic results from moduli theory for genus $\gamma = 0$ and $\gamma = 1$ surfaces. By the Uniformization Theorem, every closed Riemann surface of genus $\gamma = 0$ is conformally equivalent to the Riemann sphere, so the moduli space consists of a single point [IT92].

Every genus $\gamma = 1$ Riemann surface is conformally equivalent to a Riemann surface \mathbb{C}/Γ_τ where, for given $\tau \in H$, $\Gamma_\tau = \{m + n\tau : m, n \in \mathbb{Z}\}$ is a lattice group on \mathbb{C} . Here $H = \{\tau \in \mathbb{C} : \Im \tau > 0\}$ denotes the upper half plane.

Theorem 2.1. [IT92, Theorem 1.1] *For any two points τ and τ' in the upper half-plane, the two tori \mathbb{C}/Γ_τ and $\mathbb{C}/\Gamma_{\tau'}$ are conformally equivalent if and only if*

$$\tau' \in PSL(2, \mathbb{Z})\tau := \left\{ \frac{a\tau + b}{c\tau + d} : a, b, c, d \in \mathbb{Z} \text{ and } ad - bc = 1 \right\}$$

where $PSL(2, \mathbb{Z})$ denotes the projective special linear group of degree two over the ring of integers.

Thus, the moduli space for genus $\gamma = 1$, can be represented as the quotient space $H/PSL(2, \mathbb{Z})$ and the fundamental domain is the green shaded area in Figure 2(right). The moduli spaces for surfaces with genus $\gamma \geq 2$ have been studied in great detail (see, for example, [IT92]). However, a computationally tractable parameterization for general \mathfrak{M}_γ is non-trivial.

To find the topological spectrum (3) in practice, we use the moduli space to parameterize the conformal classes of metrics $[g_0]$. In the following section we discuss how the conformal factor ω is varied within each conformal class.

2.3 Variations of Laplace-Beltrami eigenvalues within the conformal class

In this section, we compute the variation of a simple Laplace-Beltrami eigenvalue within the conformal class. General variations of a Laplace-Beltrami eigenvalue with respect to the conformal factor are discussed in [SI08]. In this work, we only require the variation of a simple eigenvalue.

Let (M, g) be a fixed Riemannian manifold and consider the conformal class, consisting of metrics ωg , where ω is a smooth, positive-valued function on M . Using (7), the Laplace-Beltrami operator on $(M, \omega g)$ is expressed as

$$\Delta_{M, \omega g} f = \frac{1}{\omega^{n/2} \sqrt{|g|}} \partial_i \left(\omega^{\frac{n}{2}-1} \sqrt{|g|} g^{ij} \partial_j f \right). \quad (12)$$

Proposition 2.2. *Let (λ, ψ) be a simple eigenpair of $-\Delta_{M, \omega g}$. The variation of λ with respect to a perturbation of the conformal function ω is given by*

$$\left\langle \frac{\delta \lambda}{\delta \omega}, \delta \omega \right\rangle_{\omega g} = \frac{1}{\langle \psi, \psi \rangle_{\omega g}} \left\langle -\frac{n}{2} \lambda \omega^{-1} \psi^2 + \frac{n-2}{2} \omega^{-1} \|\nabla_{\omega g} \psi\|_{\omega g}^2, \delta \omega \right\rangle_{\omega g} \quad (13)$$

In particular, for $n = 2$,

$$\left\langle \frac{\delta \lambda}{\delta \omega}, \delta \omega \right\rangle_{\omega g} = -\lambda \frac{\langle \omega^{-1} \psi^2, \delta \omega \rangle_{\omega g}}{\langle \psi, \psi \rangle_{\omega g}} = -\lambda \frac{\langle \psi^2, \delta \omega \rangle_g}{\langle \omega \psi, \psi \rangle_g} \quad (14)$$

Proof. Taking variations with respect to ω , taking the $(M, \omega g)$ -inner product with ψ , and using the eigenvalue equation, $-\Delta_{M, \omega g} \psi = \lambda \psi$, yields

$$\delta \lambda \langle \psi, \psi \rangle_{\omega g} = \left\langle \psi, \frac{n}{2} \omega^{-1} \delta \omega (-\lambda \psi) - \frac{n-2}{2} \operatorname{div} [(\omega^{-1} \delta \omega) \nabla_{\omega g} \psi] \right\rangle_{\omega g}.$$

Applying Green's formula yields (13). \square

2.4 Spectrum of the disconnected union of a surface and a sphere

It is useful to consider the spectrum of a disconnected union of a surface (M, g) and the sphere (\mathbb{S}^2, g_0) , denoted (M', g') . Generally, the spectrum of disconnected manifolds consists of a union of the spectra of the connected components. Here, we consider the case where the sphere is dilated such that the k -th eigenvalue of (M, g) is equal to the first eigenvalue of (\mathbb{S}^2, g_0) . Consider the dilation

$$(\mathbb{S}^2, g_0) \mapsto (\mathbb{S}^2, \alpha g_0).$$

We choose α such that $\lambda_1(\mathbb{S}^2, \alpha g_0) = \lambda_k(M, g)$ implying

$$\alpha^{-1} \lambda_1(\mathbb{S}^2, g_0) = \lambda_k(M, g).$$

Since $(\mathbb{S}^2, \alpha g_0)$ contributes an extra zero eigenvalue, the $(k+1)$ -th eigenvalue of the disjoint union (M', g') is then $\lambda_k(M, g)$. The $(k+1)$ -th volume-normalized eigenvalue of (M', g') is then

$$\begin{aligned} \Lambda_{k+1}(M', g') &= \lambda_k(M, g) \cdot (\operatorname{vol}(\mathbb{S}^2, \alpha g_0) + \operatorname{vol}(M, g)) \\ &= \lambda_k(M, g) \cdot \alpha \operatorname{vol}(\mathbb{S}^2, g_0) + \lambda_k(M, g) \cdot \operatorname{vol}(M, g) \\ &= \Lambda_1(\mathbb{S}^2, g_0) + \Lambda_k(M, g). \end{aligned}$$

We remark that (M', g') can be viewed as the degenerate limit of a sequence of surfaces [CS03].

2.5 Proof of Proposition 1.1

Fix $k \geq 1$. Let (M, g_0) be a smooth, closed Riemannian surface and $0 < \omega_- < \omega_+$. Write $\mathcal{A} = \mathcal{A}(M, g_0, \omega_-, \omega_+)$. Our proof of existence employs the direct method in the calculus of variations and follows [CM90, Hen06]. We first show that the supremum of $\Lambda_k(M, g_0, \cdot)$ on \mathcal{A} , as defined in (5), is finite and $\Lambda_k^*(M, g_0, \omega_-, \omega_+) \leq \lambda_k^c(M, [g_0])$. Let $\omega \in \mathcal{A}$ be arbitrary. By assumption, (M, g_0) is compact, so $\mathcal{A} \subset L^2$. Thus, C^∞ is dense in \mathcal{A} . Using the weak* continuity of $\Lambda_k(M, g_0, \cdot)$, there exists an $\tilde{\omega} \in C^\infty \cap \mathcal{A}$ with

$$\Lambda_k(M, g_0, \omega) \leq \Lambda_k(M, g_0, \tilde{\omega}) + \epsilon.$$

Taking $\epsilon \downarrow 0$ we obtain $\Lambda_k^*(M, g_0, \omega_-, \omega_+) \leq \lambda_k^c(M, [g_0]) < \infty$.

Let $\{\omega_\ell\}_{\ell=1}^\infty$ be a maximizing sequence, *i.e.*, $\lim_{\ell \uparrow \infty} \Lambda_k(M, g_0, \omega_\ell) \rightarrow \Lambda_k^*$. Since \mathcal{A} is weak* sequentially compact, there exists a $\omega_\star \in \mathcal{A}$ and a weak* convergent sequence $\{\omega_\ell\}_{\ell=1}^\infty$ such that $\omega_\ell \rightarrow \omega_\star$ [CM90, Hen06]. Since the mapping $\omega \rightarrow \Lambda_k(M, g_0, \omega)$ is weak* continuous over \mathcal{A} , $\Lambda_k^* = \lim_{\ell \uparrow \infty} \Lambda_k(M, g_0, \omega_\ell) = \Lambda_k(M, g_0, \omega_\star)$ [CM90, Hen06].

For any $\epsilon > 0$, by the definition of supremum in (2), there exists an $\bar{\omega} \in C^\infty(M)$ such that

$$0 \leq \Lambda_k^c(M, [g_0]) - \Lambda_k(M, \bar{\omega} g_0) \leq \epsilon.$$

Since M is a compact surface, there exists $\omega_+(\epsilon) > \omega_-(\epsilon) > 0$ such that $\bar{\omega} \in \mathcal{A}(M, g_0, \omega_-(\epsilon), \omega_+(\epsilon))$. Using the optimality of Λ_k^* , we have that

$$\Lambda_k^c(M, [g_0]) - \epsilon \leq \Lambda_k(M, \bar{\omega}g_0) = \Lambda_k(M, g_0, \bar{\omega}) \leq \Lambda_k^*(M, g_0, \omega_-(\epsilon), \omega_+(\epsilon)).$$

□

3 The Laplace-Beltrami spectrum for spheres and tori

3.1 Spectrum of a sphere

Consider $\mathbb{S}^2 = \{(x, y, z) \in \mathbb{R}^3 : x^2 + y^2 + z^2 = 1\}$ and let $\iota : \mathbb{S}^2 \hookrightarrow \mathbb{R}^3$ be the inclusion. Let $g_0 := \iota^*(dx^2 + dy^2 + dz^2)$ be the Riemannian metric on \mathbb{S}^2 induced from the Euclidean metric $dx^2 + dy^2 + dz^2$ on \mathbb{R}^3 . Consider the parameterization

$$x = \cos \phi \sin \theta, \quad y = \sin \phi \sin \theta, \quad z = \cos \theta,$$

where $\theta \in [0, \pi]$ is the colatitude and $\phi \in [0, 2\pi]$ is the azimuthal angle. We compute $\text{vol}(\mathbb{S}^2, g_0) = 4\pi$. In these coordinates, the Laplace-Beltrami operator is given by

$$\Delta f = \frac{1}{\sin \theta} \partial_\theta (\sin \theta \partial_\theta f) + \sin^{-2} \theta \partial_\phi^2 f.$$

The eigenvalues of the Laplacian on (\mathbb{S}^2, g_0) are of the form $\ell(\ell + 1)$, $\ell = 0, 1, \dots$, each with multiplicity $2\ell + 1$. It follows by scaling that the eigenvalues of a sphere of area 1 are $\Lambda(\mathbb{S}^2, g_0) = 4\pi\ell(\ell + 1)$. Typically, the spherical harmonic functions³, denoted $Y_{\ell, m}(\theta, \phi)$, are chosen as a basis for each eigenspace. Numerical values of the volume-normalized eigenvalues, $\Lambda_k(\mathbb{S}^2, g_0)$, are listed in Table 1 for comparison.

Remark 3.1. We remark that there are other (spatially dependent) metrics on the sphere isometric to g_0 and hence have the same Laplace-Beltrami spectrum. This impacts the uniqueness of optimization results presented later. An example of such a metric is constructed as follows.

Let $N = (0, 0, 1)$ and $S = (0, 0, -1)$ be the north pole and south pole of \mathbb{S}^2 . There is a C^∞ diffeomorphism (stereographic projection) $\pi : \mathbb{S}^2 - \{N\} \rightarrow \mathbb{R}^2$, $\pi(x, y, z) = \left(\frac{x}{1-z}, \frac{y}{1-z}\right)$. The inverse map is given by $\pi^{-1} : \mathbb{R}^2 \rightarrow \mathbb{S}^2 - \{N\}$,

$$\pi^{-1}(u, v) = \left(\frac{2u}{1+u^2+v^2}, \frac{2v}{1+u^2+v^2}, \frac{-1+u^2+v^2}{1+u^2+v^2} \right).$$

Let $h := (\pi^{-1})^*g_0$ be the pullback Riemannian metric on \mathbb{R}^2 . Then

$$h = \frac{4(du^2 + dv^2)}{(1+u^2+v^2)^2}.$$

For any $\alpha \in \mathbb{R}$, define the dilation $T_\alpha : \mathbb{R}^2 \rightarrow \mathbb{R}^2$ by $T_\alpha(u, v) = (e^\alpha u, e^\alpha v)$. In particular, T_0 is the identity map. For each $\alpha \in \mathbb{R}$, we define the following Riemannian metric on $\mathbb{S}^2 - \{N\}$,

$$g_\alpha := (\pi^{-1} \circ T_\alpha \circ \pi)^*g_0 = \pi^*T_\alpha^*h = \frac{1}{(\cosh(\alpha) + \sinh(\alpha) \cdot z)^2}g_0.$$

³See <http://dlmf.nist.gov/14.30>.

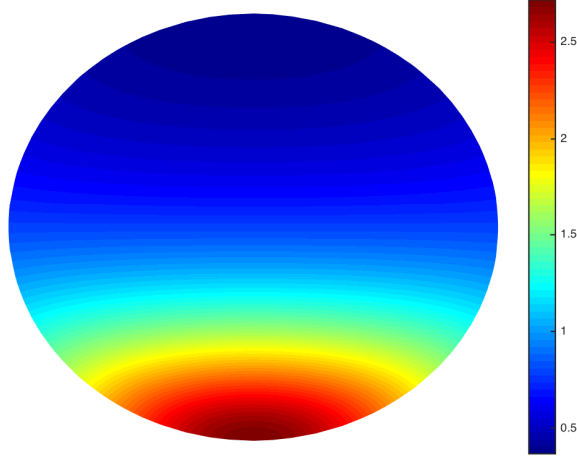


Figure 1: A Hammer projection of a conformal factor on the sphere that is isometric to the round sphere (and hence has the same spectrum). See §3.1.

Then g_α extends to a C^∞ Riemannian metric on \mathbb{S}^2 with constant sectional curvature $+1$. Note that when $\alpha = 0$, the right hand side recovers g_0 .

The diffeomorphism $\pi^{-1} \circ T_\alpha \circ \pi: \mathbb{S}^2 - \{N\} \rightarrow \mathbb{S}^2 - \{N\}$ extends to a diffeomorphism $\phi_\alpha: \mathbb{S}^2 \rightarrow \mathbb{S}^2$, and $g_\alpha = \phi_\alpha^* g_0$. So $\phi_\alpha: (\mathbb{S}^2, g_\alpha) \rightarrow (\mathbb{S}^2, g_0)$ is an isometry and $\iota \circ \phi_\alpha: (\mathbb{S}^2, g_\alpha) \rightarrow (\mathbb{R}^3, dx^2 + dy^2 + dz^2)$ is an isometric embedding. The isometric conformal factor for $\alpha = \frac{1}{2}$ is plotted in Figure 1. To plot this conformal factor on the sphere in Figure 1 (and again for Figures 9 and 10(left)), we have used the Hammer projection,

$$x = \frac{2\sqrt{2} \cos \phi \sin \frac{\theta}{2}}{\sqrt{1 + \cos \phi \cos \frac{\theta}{2}}}, \quad y = \frac{\sqrt{2} \sin \phi}{\sqrt{1 + \cos \phi \cos \frac{\theta}{2}}},$$

where $\theta \in [0, 2\pi]$ is the azimuthal angle (longitude) and $\phi \in [-\frac{\pi}{2}, \frac{\pi}{2}]$ is the altitudinal angle (latitude).

3.2 Spectrum of k “kissing” spheres

Let (\mathbb{S}^2, g_0) be the sphere embedded in \mathbb{R}^3 with the canonical metric. We consider k copies of (\mathbb{S}^2, g_0) and bring them together in \mathbb{R}^3 , so that they are “barely touching”. (This can be made precise by considering a sequence of surfaces degenerating in this configuration [CS03].) We refer to this configuration as k *kissing spheres*. It follows from §2.4 that k kissing spheres will have k zero eigenvalues ($0 = \lambda_0 = \dots = \lambda_{k-1}$) with corresponding eigenfunctions localized and constant on each sphere. The first nonzero volume-normalized eigenvalue is

$$\Lambda_k = 8\pi k \quad (\lambda_k \text{ has multiplicity } 3k). \quad (15)$$

The corresponding eigenfunctions can be chosen to be spherical harmonic functions supported on each single sphere. Numerical values of the k -th eigenvalue of k kissing spheres are listed in Table 1 for comparison.

3.3 Spectrum of flat tori

The flat torus is generated by identification of opposite sides of a parallelogram with the same orientation. Consider the flat torus with corners $(0,0)^t$, $(1,0)^t$, $(a,b)^t$, and $(1+a,b)^t$. We refer to this torus as the (a,b) -flat torus. This is isometric to the quotient of the Euclidean plane by the lattice L , \mathbb{R}^2/L , where L is the lattice generated by the two linearly independent vectors, $b_1 = (1,0)^t$ and $b_2 = (a,b)^t$.

The spectrum of the (a,b) -flat torus can be explicitly computed [Mil64, GT10, LS11]. Define

$$B = (b_1, b_2) = \begin{pmatrix} 1 & a \\ 0 & b \end{pmatrix}.$$

The dual lattice L^* is defined $L^* = \{y \in \mathbb{R}^2 : x \cdot y \in \mathbb{Z}, \forall x \in L\}$ and has a basis given by the columns of $D = (B^t)^{-1}$. For the (a,b) -flat torus, we compute

$$D = (d_1, d_2) = (B^t)^{-1} = \begin{pmatrix} 1 & 0 \\ -\frac{a}{b} & \frac{1}{b} \end{pmatrix}.$$

Each $y \in L^*$ determines an eigenfunction $\psi(x) = e^{2\pi i x \cdot y}$ with corresponding eigenvalue $\lambda = 4\pi^2 \|y\|^2$. Since $y \in L^* \implies -y \in L^*$, each nontrivial eigenvalue has even multiplicity. It follows that the eigenvalues of the (a,b) -flat torus are of the form

$$\lambda(a, b) = 4\pi^2 [c_1^2 (1 + a^2/b^2) - 2c_1 c_2 a/b^2 + c_2^2/b^2], \quad (c_1, c_2) \in \mathbb{Z}^2.$$

More precisely, we can write a Courant-Fischer type expression for the k -th eigenvalue,

$$\lambda_k(a, b) = \min_{\substack{E \subset \mathbb{Z}^2 \\ |E|=k+1}} \max_{(c_1, c_2) \in E} 4\pi^2 [c_1^2 (1 + a^2/b^2) - 2c_1 c_2 a/b^2 + c_2^2/b^2]. \quad (16)$$

For example, the first eigenvalue of the $(\frac{1}{2}, \frac{\sqrt{3}}{2})$ -torus, $\lambda_1 = \frac{16\pi^2}{3}$ (multiplicity 6), is obtained when $(c_1, c_2) = (\pm 1, 0)$, $(\pm 1, 1)$, or $(0, \pm 1)$ implying $\Lambda_1 = \lambda_1 b = \frac{8\pi^2}{\sqrt{3}} \approx 45.58$. Numerical values of volume-normalized Laplace-Beltrami eigenvalues, $\Lambda_k(a, b) := \lambda_k(a, b) \cdot b$ for the square flat torus, $(a, b) = (0, 1)$, and equilateral flat torus, $(a, b) = (\frac{1}{2}, \frac{\sqrt{3}}{2})$ are listed in Table 1 for comparison.

It is useful to consider the linear transformation from the $[0, 2\pi]^2$ square to the (a, b) -flat torus,

$$\begin{pmatrix} u \\ v \end{pmatrix} = \frac{1}{2\pi} \begin{pmatrix} 1 & a \\ 0 & b \end{pmatrix} \begin{pmatrix} x \\ y \end{pmatrix} \quad \text{and} \quad \begin{pmatrix} x \\ y \end{pmatrix} = \frac{2\pi}{b} \begin{pmatrix} b & -a \\ 0 & 1 \end{pmatrix} \begin{pmatrix} u \\ v \end{pmatrix}. \quad (17)$$

See Figure 2. The pullback metric on the square is then given by

$$\frac{1}{4\pi^2} \begin{pmatrix} 1 & a \\ a & a^2 + b^2 \end{pmatrix}.$$

Using (12), we obtain the Laplace-Beltrami operator on the square

$$\Delta_{a,b} = \frac{4\pi^2}{b^2} [(a^2 + b^2)\partial_x^2 - 2a\partial_x\partial_y + \partial_y^2]. \quad (18)$$

By construction, this mapping is an isometry and hence the eigenvalues of the flat Laplacian on the (a,b) -flat torus are precisely the same as the eigenvalues of $\Delta_{a,b}$ on $[0, 2\pi]^2$ (with periodic boundary conditions).

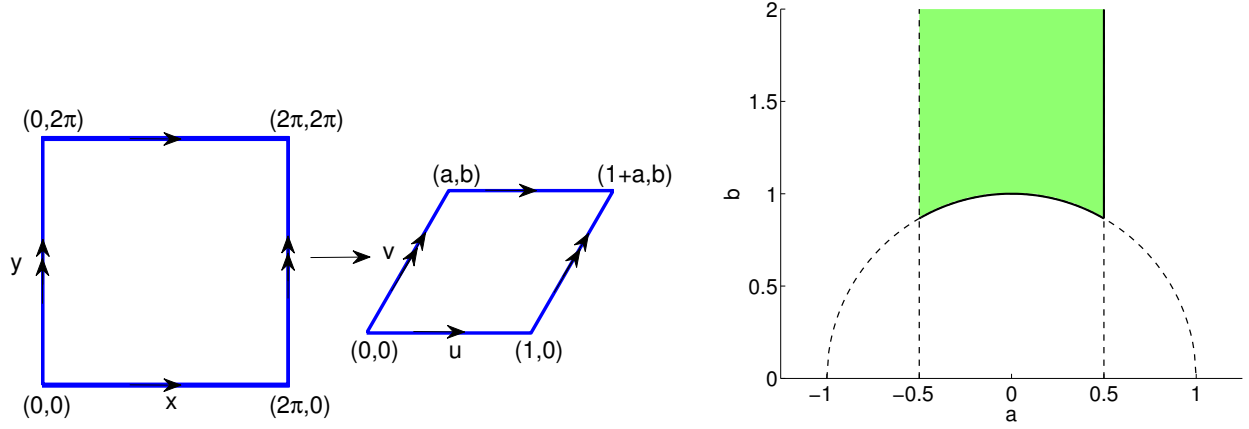


Figure 2: **(left)** Coordinates used in the construction of a flat torus. **(right)** The fundamental domain for the moduli space of genus $\gamma = 1$ Riemannian surfaces. See §2.2 and §3.3.

The volume of the flat torus is simply b . In this section, we consider the optimization problem

$$\sup_{(a,b) \in \mathbb{R}^2} \Lambda_k(a,b), \quad \text{where} \quad \Lambda_k(a,b) := b \cdot \lambda_k(a,b). \quad (19)$$

Up to isometry and homothety (dilation), there is a one-to-one correspondence between the moduli space of flat tori and the fundamental region,

$$F := \{(a,b) \in \mathbb{R}^2 : a \in (-1/2, 1/2] \text{ and } a^2 + b^2 \geq 1\}, \quad (20)$$

as illustrated in Figure 2(right). It follows that the admissible set in (19) can be reduced to F . To see this more explicitly, we prove in the following proposition that there exist three transformations of the parameters (a,b) which preserve the value of $\Lambda_k(a,b)$. The first two are isometries and the third corresponds to a rotation and homothety. The last two are due to the $SL(2, \mathbb{Z})$ invariance of \mathbb{Z}^2 [IT92]. Each transformation is illustrated in Figure 3. By composing these transformations, the fundamental domain can be restricted to F and furthermore, on F , eigenvalues are symmetric with respect to the b -axis.

Proposition 3.2. *The value of $\Lambda_k(a,b) := b \cdot \lambda_k(a,b)$ is invariant under the transformations*

$$(a,b) \mapsto (-a,b), \quad (a,b) \mapsto (a+1,b), \quad \text{and} \quad (a,b) \mapsto \left(\frac{-a}{a^2+b^2}, \frac{b}{a^2+b^2} \right).$$

Proof. The first transformation is an isometry of the flat torus and leaves the spectrum, and hence Λ_k , invariant.

Suppose that $\psi_{a,b}(u,v)$ is an eigenfunction of the (a,b) -flat torus. Define the function on the $(a+1,b)$ -flat torus,

$$\psi_{a+1,b}(u,v) = \begin{cases} \psi_{a,b}(u,v) & \text{if } v > \frac{b}{a}(u-1) \\ \psi_{a,b}(u-1,v) & \text{if } v \leq \frac{b}{a}(u-1). \end{cases}$$

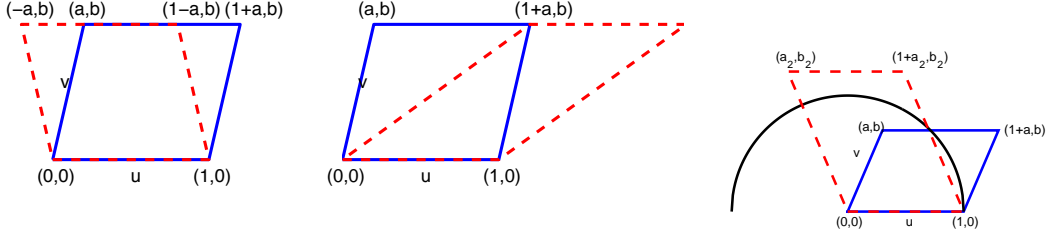


Figure 3: An illustration of the transformations of flat tori in Proposition 3.2. See §3.3.

Since $\psi_{a,b}(u, v)$ is periodic, $\psi_{a+1,b}(u, v)$ is periodic too. The function constructed is an eigenfunction of the flat tori $(a + 1, b)$ with the same eigenvalue.

To check invariance with respect to the third transformation, we consider the mapping

$$(\tilde{x}, \tilde{y}) = (-y, x), \quad \text{and} \quad (\tilde{a}, \tilde{b}) = \left(\frac{-a}{a^2 + b^2}, \frac{b}{a^2 + b^2} \right).$$

We then have

$$\begin{aligned} \Delta_{(\tilde{a}, \tilde{b})}^{\tilde{x}, \tilde{y}} \tilde{u} &= \frac{4\pi^2}{\left(\frac{b}{a^2 + b^2}\right)^2} \left[\left(\left(\frac{-a}{a^2 + b^2} \right)^2 + \left(\frac{b}{a^2 + b^2} \right)^2 \right) \tilde{u}_{\tilde{x}\tilde{x}} - 2 \left(\frac{a}{a^2 + b^2} \right) \tilde{u}_{\tilde{x}\tilde{y}} + \tilde{u}_{\tilde{y}\tilde{y}} \right] = \lambda \tilde{u} \\ \implies \quad \frac{4\pi^2}{b} [u_{yy} - 2au_{xy} + (a^2 + b^2)u_{xx}] &= \lambda \left(\frac{b}{a^2 + b^2} \right) u = \lambda \tilde{b} u \end{aligned}$$

Thus, the spectrum scales by the factor $\frac{1}{a^2 + b^2}$, but Λ_k is invariant. \square

Proposition 3.2 allows us to reduce the optimization problem (19) to

$$\Lambda_k^* = \max \{ \Lambda_k(a, b) : (a, b) \in F \}. \quad (21)$$

The following proposition shows that (21) has a solution and gives a local maximum. We denote by $\lceil \cdot \rceil$ the ceiling function, $\lceil x \rceil$ for $x > 0$ is the smallest integer not less than x .

Proposition 3.3. *Fix $k \geq 1$. There exists a flat torus represented by a point $(a_k^*, b_k^*) \in F$ attaining the supremum in (21). Furthermore, the maximal value*

$$\tilde{\Lambda}_k = \max \left\{ \Lambda_k(a, b) : (a, b) \in F \text{ with } a^2 + b^2 \geq \left(\left\lceil \frac{k}{2} \right\rceil - 1 \right)^2 \right\} \quad (22)$$

has the following analytic solution

$$\tilde{\Lambda}_k = \frac{4\pi^2 \left\lceil \frac{k}{2} \right\rceil^2}{\sqrt{\left\lceil \frac{k}{2} \right\rceil^2 - \frac{1}{4}}}, \quad (23)$$

which is attained by the (a, b) -flat torus with $(a, b) = \left(\frac{1}{2}, \sqrt{\left\lceil \frac{k}{2} \right\rceil^2 - \frac{1}{4}}\right)$. The optimal value in (23) is obtained only for the integer lattice values

$$(c_1, c_2) = (1, 0), (-1, 0), (1, 1), (-1, -1), (0, \left\lceil \frac{k}{2} \right\rceil), \text{ and } (0, -\left\lceil \frac{k}{2} \right\rceil)$$

and thus the maximal eigenvalue has multiplicity 6.

Proof. By Proposition 3.2, we may restrict to the set F as defined in (20). Since every eigenvalue of a flat torus has even multiplicity, without loss of generality, we assume k to be even,

$$k = 2m \quad \text{for } m \in \mathbb{Z}.$$

We consider the Courant-Fischer type expression for the k -th eigenvalue (16) with a trial subspace of the form

$$E_k = \{(0, 0), (0, \pm 1), \dots, (0, \pm m)\}.$$

(This is equivalent to using (8) and a trial subspace of the form $E_k = \text{span} \{1, e^{\pm i\ell y}\}_{\ell=1}^m$ on the square.) For each k , we obtain

$$\Lambda_k(a, b) = b \lambda_k(a, b) \leq \frac{4\pi^2 m^2}{b}.$$

Let λ_k^\square denote the eigenvalues of the flat tori with $(a, b) = (0, 1)$. For each k , define $\tilde{b}_k := \frac{C_k}{\lambda_k^\square}$.

Thus, for $b > \tilde{b}_k$,

$$b \lambda_k(a, b) \leq 1 \lambda_k^\square.$$

This implies that for each k we can further restrict the admissible set to $\text{cl}(F) \cap \{(a, b) : b \leq \tilde{b}_k\}$, where $\text{cl}(\cdot)$ denotes closure. Since this is a compact set, the supremum is attained.

To show (23), we rewrite the optimization problem using the expression for Laplace-Beltrami eigenvalues of flat tori in (16),

$$\max_{(a,b)} \min_{\substack{E \subset \mathbb{Z}^2 \\ |E|=k+1}} \max_{(c_1, c_2) \in E} \Lambda(a, b; c_1, c_2) \quad \text{where} \quad \Lambda(a, b; c_1, c_2) := 4\pi^2 \left[\frac{(c_1 a - c_2)^2}{b} + c_1^2 b \right]. \quad (24)$$

In (24), we can rewrite

$$\Lambda(a, b; c_1, c_2) = c^t A(a, b) c \quad \text{where} \quad A(a, b) = \frac{4\pi^2}{b} \begin{pmatrix} a^2 + b^2 & -a \\ -a & 1 \end{pmatrix} \quad \text{and} \quad c = \begin{pmatrix} c_1 \\ c_2 \end{pmatrix}.$$

Furthermore, for every $(a, b) \in F$, we compute

$$(\text{tr} A)^2 - 4\det(A) = \frac{16\pi^4}{b^2} [(a^2 + b^2 + 1)^2 - 4b^2] = \frac{16\pi^4}{b^2} [a^2 + (b-1)^2] [a^2 + (b+1)^2] \geq 0,$$

which shows that each sublevel set of the quadratic form can be viewed as an ellipse, circular for $(a, b) = (0, 1)$. Thus, the equation for the eigenvalues of the (a, b) -flat torus (16) can be interpreted as follows. We consider increasingly large sub-level-sets of the (a, b) -ellipse, i.e., $\{(x, y) : \Lambda(a, b; x, y) \leq \gamma\}$ for increasing γ . Eigenvalues occur every time the sub-level-sets of the

ellipse enclose a new integer lattice point. We thus interpret (24) as finding the (a, b) -parameterized ellipse for $(a, b) \in F$ whose k -th smallest enclosed value on the integer lattice is maximal.

When $k = 1$ (or equivalently, $k = 2$), we have from (24) that

$$\tilde{\Lambda}_1 = \max_{(a,b) \in F} \left\{ \min_{c \in E \setminus (0,0)} c^t A(a,b) c \right\} \leq \max_{(a,b) \in F} (0,1) A(a,b) (0,1)^t = \max_{(a,b) \in F} \frac{4\pi^2}{b} = \frac{8\pi^2}{\sqrt{3}}.$$

However, if we choose $(a, b) = \left(\frac{1}{2}, \frac{\sqrt{3}}{2}\right)$, and solve the inner optimization problem in (24) to find the normalized eigenvalue, we obtain $\Lambda_1(a, b) = \frac{8\pi^2}{\sqrt{3}}$. This implies that $\tilde{\Lambda}_1 = \frac{8\pi^2}{\sqrt{3}}$.

Thus we can assume $k > 2$. Let $m > 1$ and $k = 2m$. Observe that for $b > m$, the first k nontrivial eigenvalues are obtained from (24) by choosing $c_1 = 0$ and $c_2 = \pm 1, \pm 2, \dots, \pm m$. In this case, we find that $\Lambda_k = 4\pi^2 m^2 / b \leq 4\pi^2 m$, attained in the case where $(a, b) = \left(\frac{1}{2}, m\right)$. We conclude that $\tilde{\Lambda}_{2m} \geq 4\pi^2 m$ and that we can restrict the admissible set to $b \leq m$.

We consider candidate subsets $E_k^j \subset \mathbb{Z}^2$, $j = 1, 2$ of the form

$$\begin{aligned} E_k^1 &= \{(0, 0), (0, \pm 1), \dots, (0, \pm m)\} \\ E_k^2 &= \{(0, 0), (0, \pm 1), \dots, (0, \pm(m-1)), (\pm 1, 0)\} \end{aligned}$$

From (24), we have that

$$\tilde{\Lambda}_k \leq \max_{\substack{(a,b) \in F \\ b \leq m}} \min_{j=1,2} \max_{c \in E_k^j} \Lambda(a, b, c_1, c_2)$$

We see that for $n < m$,

$$\Lambda(a, b, 0, m) = 4\pi^2 \frac{m^2}{b} \geq 4\pi^2 \frac{n^2}{b} = \Lambda(a, b, 0, \pm n)$$

and so the elements in E_k^1 are dominated by $(c_1, c_2) = (0, m)$. Thus,

$$\max_{c \in E_k^1} \Lambda(a, b, c_1, c_2) = \frac{4\pi^2 m^2}{b}.$$

Looking at E_k^2 , we have to compare the functions $\Lambda(a, b, 1, 0) = 4\pi^2 \left(\frac{a^2 + b^2}{b}\right)$ and $\Lambda(a, b, 0, m-1) = \frac{4\pi^2(m-1)^2}{b}$. If $a^2 + b^2 \geq (m-1)^2$ then the first term dominates. Thus, we have shown that if $a^2 + b^2 \geq (m-1)^2$ then

$$\Lambda_k(a, b) \leq 4\pi^2 \cdot \max_{\substack{(a,b) \in F \\ b \leq m}} \min \left\{ \frac{a^2}{b} + b, \frac{m^2}{b} \right\} \leq 4\pi^2 \cdot \max_{\frac{\sqrt{3}}{2} \leq b \leq m} \min \left\{ \frac{1/2}{b} + b, \frac{m^2}{b} \right\}$$

The first term is increasing for $b \geq \frac{1}{\sqrt{2}}$. The second term is decreasing in b . The optimal value of b is found by setting the two terms equal to each other. They are equal at $b = \sqrt{m^2 - 1/4}$ with value $\frac{4\pi^2 m^2}{\sqrt{m^2 - 1/4}}$. Thus, for all $(a, b) \in F$, with $a^2 + b^2 \geq (m-1)^2$ we have that

$$\Lambda_k(a, b) \leq \frac{4\pi^2 m^2}{\sqrt{m^2 - 1/4}}.$$

with equality for $(a, b) = \left(\frac{1}{2}, \sqrt{m^2 - 1/4}\right)$. Equation (23) then follows from the substitution $m \mapsto \lceil \frac{k}{2} \rceil$. \square

Remark 3.4. We note that the admissible sets in (22) and (21) agree for $k = 1, 2, 3, 4$ and thus, the local maximum for (22) given in Proposition 3.3 is the global solution for (21). In particular, we recover the result of [Ber73] that $\frac{8\pi^2}{\sqrt{3}}$ is the largest first eigenvalue for any flat torus of volume one.

In Figure 4, we plot $\Lambda_k(a, b)$ for $k = 1 \dots 16$ and $(a, b) \in F$. Each eigenvalue has multiplicity two, so only odd values of k are shown. Note that $\Lambda_k(a, b)$ has local maxima which are not globally maxima. We tabulate the values of the maximum of $\Lambda_k(a, b)$ in Table 1 for $k = 1, \dots, 8$.

Remark 3.5. We conjecture that the solutions to the optimization problems in (22) and (21) agree. According to the proof of Proposition 3.3, this conjecture is equivalent to the statement: for $a^2 + b^2 < (m - 1)^2$ with $m \geq 3$, the ellipse

$$E(a, b) = \left\{ c \in \mathbb{R}^2 : c^t A(a, b) c \leq \frac{4\pi^2 m^2}{\sqrt{m^2 - 1/4}} \right\}$$

contains at least $1 + 2m$ integer points.

The maximal value for $k = 2$, $\Lambda_2^* = 45.58$, is less than the value for the 2-kissing spheres, $\Lambda_2 = 50.26$. Generally, for all $k \neq 1, 3$, the maximum value for Λ_k^* is less than the value for k kissing spheres. Since the topological spectrum is a non-decreasing function of the genus [CS03], this implies that flat tori do not attain the genus $\gamma = 1$ topological spectrum for $k \neq 1, 3$. Since, by (10), $\Lambda_3^t(1) \geq \Lambda_1^t(1) + 4\pi \approx 95.85$, a flat tori also does not attain the genus $\gamma = 1$ topological spectrum for $k = 3$. Thus, for $k \geq 2$, to study the topological spectrum, we require an inhomogeneous conformal factor.

3.4 Spectrum of embedded tori

To provide another comparison, we consider the torus embedded in \mathbb{R}^3 with parameterization,

$$x(u, v) = ((r \cos u + R) \cos v, (r \cos u + R) \sin v, r \sin u), \quad u, v \in [0, 2\pi].$$

Here $r > 0$ is the minor radius, $R > r$ is the major radius, u is the poloidal coordinate, and v is the toroidal coordinate. See Figure 5. We consider the metric induced from \mathbb{R}^3 ,

$$g(u, v) = \begin{pmatrix} r^2 & 0 \\ 0 & (r \cos u + R)^2 \end{pmatrix}.$$

From (12), we obtain the Laplace-Beltrami operator

$$\Delta f = r^{-2} (r \cos u + R)^{-1} \partial_u (r \cos u + R) \partial_u f + (r \cos u + R)^{-2} \partial_v^2 f.$$

Noting that the Laplace-Beltrami eigenvalue problem $-\Delta \psi = \lambda \psi$ is separable, we take $\psi(u, v) = \phi(u) e^{imv}$ for $m \in \mathbb{N}$ to obtain the periodic eigenvalue problem on the interval $[0, 2\pi]$,

$$-r^{-2} \partial_u^2 \phi + r^{-1} \sin u (r \cos u + R)^{-1} \partial_u \phi + m^2 (r \cos u + R)^{-2} \phi = \lambda \phi. \quad (25)$$

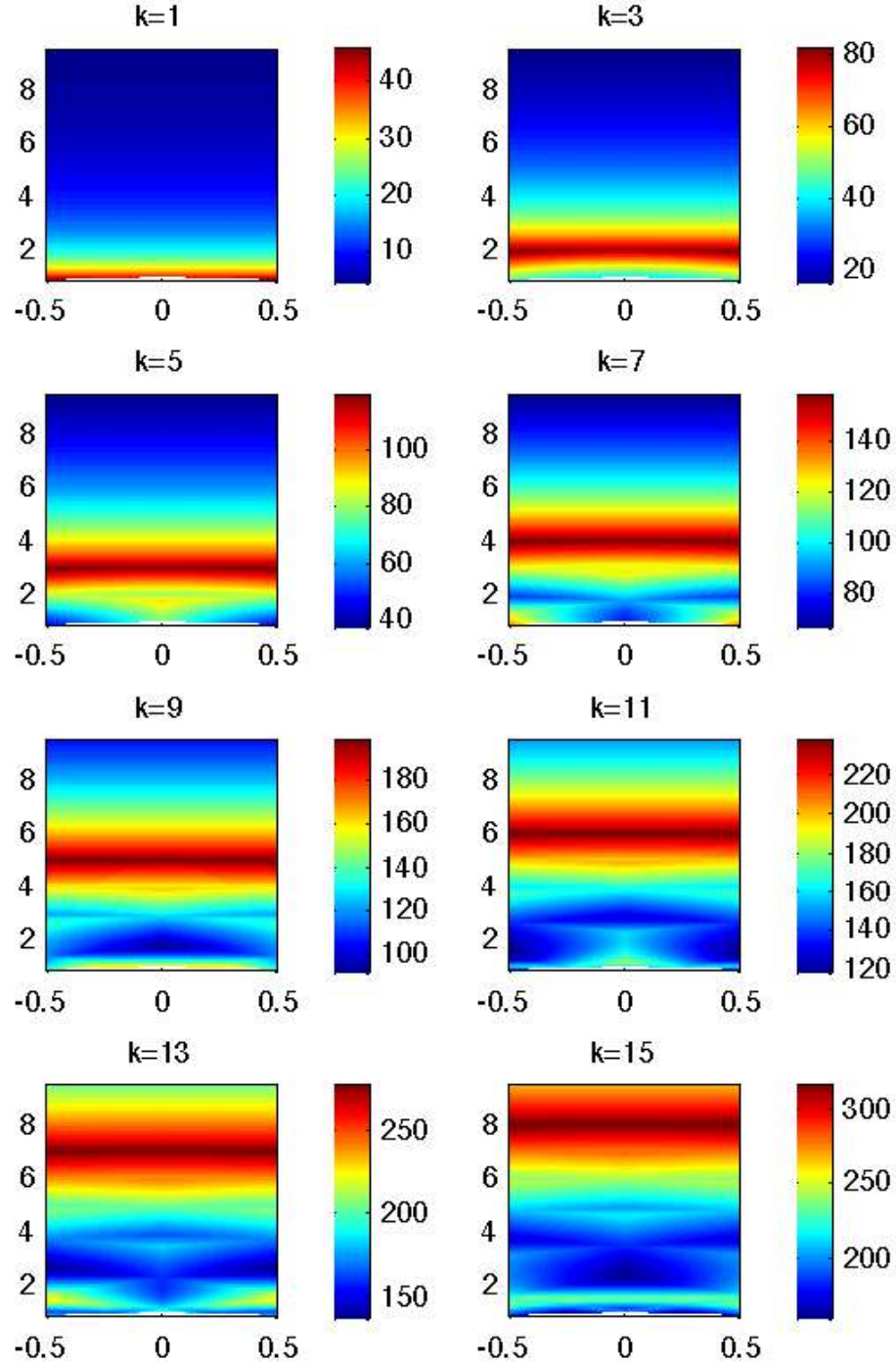


Figure 4: The first 16 volume-normalized eigenvalues, $\Lambda_k(a, b)$, of flat tori plotted as a function of the tori parameters (a, b) . Each eigenvalue has multiplicity two, so only odd eigenvalues are shown. See §3.3.

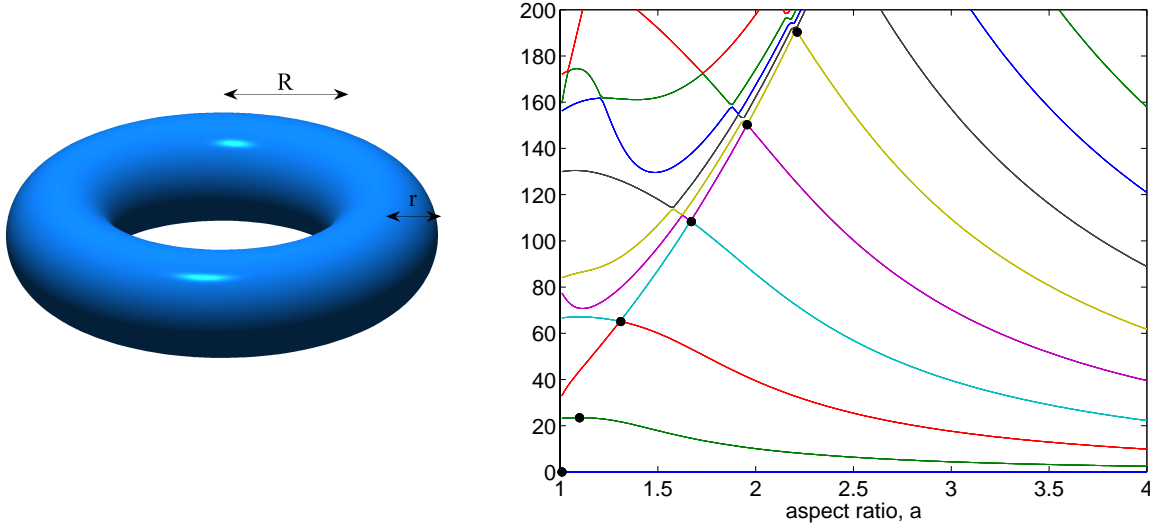


Figure 5: **(left)** A diagram of the coordinates used for the embedded tori. **(right)** The eigenvalues of an embedded torus with volume one as the aspect ratio is varied. See §3.4.

Note that the eigenvalues for $m > 0$ have multiplicity at least two. We obtain spectrally accurate solutions to (25) using the **Chebfun** Matlab toolbox [DHT14]. Let \mathbb{T}_a^2 denote the torus with volume $(2\pi)^2 Rr = 1$ and (squared) aspect ratio $a^2 = R/r > 1$. In Figure 5, we plot the volume-normalized Laplace-Beltrami eigenvalues, $\Lambda_k(a) := \lambda_k(\mathbb{T}_a^2, g) \cdot \text{vol}(\mathbb{T}_a^2, g)$, as a function of the aspect ratio, a . We remark that a similar figure appears in [GS08], where the eigenvalues are computed using a finite difference method. Numerical values of the eigenvalues for the horn torus ($a = 1$) are listed in Table 1 for comparison.

Now, consider the problem of maximizing the k -th Laplace-Beltrami eigenvalue over the aspect ratio, a ,

$$\sup_{a \in [1, \infty)} \Lambda_k(a). \quad (26)$$

As $a \rightarrow \infty$, for fixed k , it is straightforward to show using the Courant-Fischer formula that $\Lambda_k(a) \rightarrow 0$, so there exists an a_k^* which attains the supremum in (26). From Figure 5, we observe that a_k^* is an increasing sequence, corresponding to a sequence of tori with increasingly large aspect ratio. The numerical values of the optimal eigenvalues are listed in Table 1. The maximal eigenvalues have multiplicity greater than one. Each of the corresponding optimal eigenspaces contain an eigenfunction which is non-oscillatory in the poloidal coordinate and increasingly oscillatory in the toroidal coordinate (*i.e.*, the first eigenfunction of (25) for an increasing sequence in m). Compared to, *e.g.*, the flat tori studied in §3.3, these maximal eigenvalues are relatively small and will not be further discussed.

4 Computational methods

In this section, we introduce a numerical method for approximating the conformal and topological spectra of a Riemannian surface (M, g) , as given in (2) and (3). Our method is an adaption of the methods found in [Oud04, Ost10, AF12, OK13, OK14] for shape optimization problems involving extremal eigenvalues of the Laplacian to the setting of Laplace-Beltrami eigenvalues of Riemannian surfaces using the computational tools developed in [LWY⁺14, SLG⁺11]. Our approach is to approximate (2) and (3) using (5) and (6) respectively, as justified by Proposition 1.1.

For the computation of Laplace-Beltrami eigenpairs, we use both finite element and spectral methods, which we describe in §4.1. Generally spectral methods are more accurate than finite element methods, but are difficult to implement for general surfaces. Therefore, we use spectral methods for computations on the torus and finite element methods for computations on other surfaces.

We numerically solve the optimization problem in (5) as follows. For a fixed surface, (M, g_0) , we evolve ω within $\mathcal{A}(M, g_0, \omega_-, \omega_+)$ to increase $\Lambda_k(M, g_0, \omega)$. At each iteration, the variation of $\Lambda_k(M, g, \omega)$ with respect to the conformal factor is computed using Proposition 2.2, as described below in §4.2. This can be viewed as an “optimize-then-discretize” approach to the problem, where the analytically computed gradient is evaluated using discretized quantities. This is in contrast to the “discretize-then-optimize” approach in which a finite dimensional version of the problem would be formulated and the gradient of the discretized objective function would be used. The BFGS quasi-Newton method is then used to determine a direction of ascent, in which the metric is evolved for a step-length determined by an Armijo-Wolfe line search. A log-barrier interior-point method is used to enforce $L^\infty(M)$ constraints. The process is iterated until a metric g satisfying convergence criteria is obtained. Metrics obtained by this approach are (approximately) local maxima of $\Lambda_k(M, g)$, not necessarily global maxima. We repeat this evolution for many different choices of initial metric and choose the conformal factor which yields the largest value of $\Lambda_k(M, g)$.

For the solution of the optimization problem in (6), we additionally must consider a parameterization of the conformal classes. For genus $\gamma = 1$, this parameterization $(a, b) \in F$ is described in §2.2 and illustrated in Figure 2(right). We use the same strategy as for (5), except we also evolve the parameters a and b to increase $\Lambda_k(M, g, \omega)$. The derivatives of $\lambda_k(M, g, \omega)$ with respect to the parameters a and b are computed in §4.2.

The reader may have noticed that we use Hadamard’s formula (Proposition 2.2) to compute the variation of $\lambda_k(M, \omega g_0)$ with respect to the conformal factor, ω , and this formula is only valid for simple eigenvalues. It is well-known that eigenvalues $\lambda_k(M, g)$ vary continuous with the metric g , but are not differentiable when they have multiplicity greater than one. In principle, for an analytic deformation g_t , left- and right-derivatives of $\lambda_k(M, g_t)$ with respect to t exist [SI08, Pen13a] and could be computed numerically. However, in practice, eigenvalues computed numerically that approximate the Laplace-Beltrami eigenvalues of a surface are always simple. This is due to discretization error and finite precision. Thus, we are faced with the problem of maximizing a function that we know to be non-smooth, but whose gradient is well-defined at points in which we sample. For a variety of such non-smooth problems, the BFGS quasi-Newton method with an inexact line search has proven to be very effective [LO13], but the convergence theory remains sparse. In particular, for this problem, a gradient ascent algorithm will generate a sequence of conformal factors where the k -th and $(k + 1)$ -th eigenvalues will converge towards each other. The sequence will become “stuck” at this point and the objective function values will be relatively small compared to the optimal value. As reported in other computational studies of extremal eigenfunctions

[Ost10, AF12, OK14], for this problem we observe that a BFGS approximation to the Hessian avoids this phenomena.

Finally, in Proposition 1.1, we introduced two constants ω_+ and ω_- which provide point-wise bounds on the conformal factor $\omega(x)$ for $x \in M$. An approximate solution to (2) can be obtained by computing the solution to (5) for a sequence of values ω_+ and ω_- such that $\omega_+ \uparrow \infty$ and $\omega_- \downarrow 0$. In practice, we fix ω_+ and ω_- to be large and small constants respectively. Taking sequences tending to $\pm\infty$ would be a poor idea as conformal factors with very large or small values reduce computational accuracy.

In the following subsections, we describe the methods used for the computation of the Laplace-Beltrami eigenpairs, as well as compute the variation of Laplace-Beltrami eigenvalues with respect to the conformal factor and moduli space parameters.

4.1 Eigenvalue computation

In this section, we describe the finite element and spectral methods for computing Laplace-Beltrami eigenpairs.

Finite Element Method

For some of our eigenpair computations, we use the finite element method (FEM) [RWP06, QBM06, LT05, Bof10], which we briefly describe here. The finite element method is based on the weak formulation of (1), given by

$$\int_M \nabla_M \psi \cdot \nabla_M \eta = \lambda \int_M \psi \eta, \quad \forall \eta \in C^\infty(M). \quad (27)$$

Numerically, we represent $M \subset \mathbb{R}^3$ as a triangular mesh $\{V = \{v_i\}_{i=1}^N, T = \{T_l\}_{l=1}^L\}$, where $v_i \in \mathbb{R}^3$ is the i -th vertex and T_l is the l -th triangle. We use piecewise linear elements to discretize the surface, so that the triangular mesh approaches the smooth surface in the L^2 -sense as the mesh is refined. We choose linear conforming elements $\{e_i\}_{i=1}^N$ satisfying $e_i(v_j) = \delta_{i,j}$, where $\delta_{i,j}$ is the Kronecker delta symbol, and write $S = \text{span}\{e_i\}_{i=1}^N$. The discrete Galerkin version of (27) is to find a $\phi \in S$, such that

$$\sum_l \int_{T_l} \nabla_M \phi \cdot \nabla_M \eta = \lambda \sum_l \int_{T_l} \phi \eta, \quad \forall \eta \in S.$$

We define

$$\begin{aligned} \phi &= \sum_i^N x_i e_i \\ A_{ij} &= \sum_l \int_{T_l} \nabla_M e_i \cdot \nabla_M e_j \\ B_{ij} &= \sum_l \int_{T_l} e_i e_j, \end{aligned}$$

where the *stiffness matrix*, A , is symmetric and the *mass matrix*, B , is symmetric and positive definite. Both A and B are sparse $N \times N$ matrices. The finite element method approximates

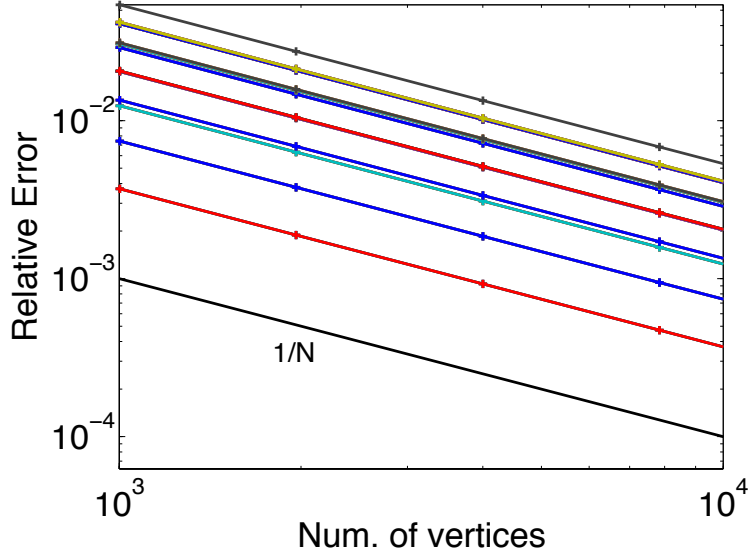


Figure 6: Relative error of the finite element method for computing the first 50 Laplace-Beltrami eigenvalues on the unit sphere. Each curve in this figure represents one eigenvalue. (Lower eigenvalues are more accurate.) See §4.1.

solutions to (27) by solving the generalized matrix eigenproblem,

$$Ax = \lambda Bx, \quad \phi = \sum_i^N x_i e_i. \quad (28)$$

There are a variety of numerical packages to solve (28). We use Matlab’s built-in function `eigs` with default convergence criteria. This eigenvalue solver is based on Arnoldi’s method [Sor92, LS96]. Figure 6 demonstrates the 2nd order of convergence in the mesh size h ($\sim \sqrt{N^{-1}}$) for the Laplace-Beltrami eigenvalues of the unit sphere; see §3.1 for explicit analytic values. Higher eigenvalues generally have larger error than lower eigenvalues; higher order elements could be used for improved accuracy.

To further demonstrate the flexibility of the finite element method for computing eigenvalues of surfaces and to provide a comparison of eigenvalues for a “typical” embedded mesh, we also consider a surface in the shape of Homer Simpson embedded in \mathbb{R}^3 , equipped with the induced metric. This mesh has 21,161 vertices. In Figure 7, we plot the first 8 nontrivial eigenfunctions. Note that in Figure 7 and later three-dimensional plots (Figures 11, 12, 13, 17, and 18), we use a Matlab visualization effect, achieved by the command, `lighting phong`. Although the reflection makes it easier to see the three-dimensional structure, it also slightly distorts the color. Numerical values of the corresponding volume-normalized eigenvalues are listed in Table 1 for comparison. We use this mesh again in §5.1 to illustrate a solution for the topological eigenvalue problem.

Since the finite element method approximates the variational problem (8) by a variational problem where the trial functions are taken to be a linear combination of basis functions, it overestimates the eigenvalues. This is undesirable since (5) and (6) are *maximization* problems. Lower bounds on the eigenvalues could also be obtained numerically using non-conforming elements [AD04], however

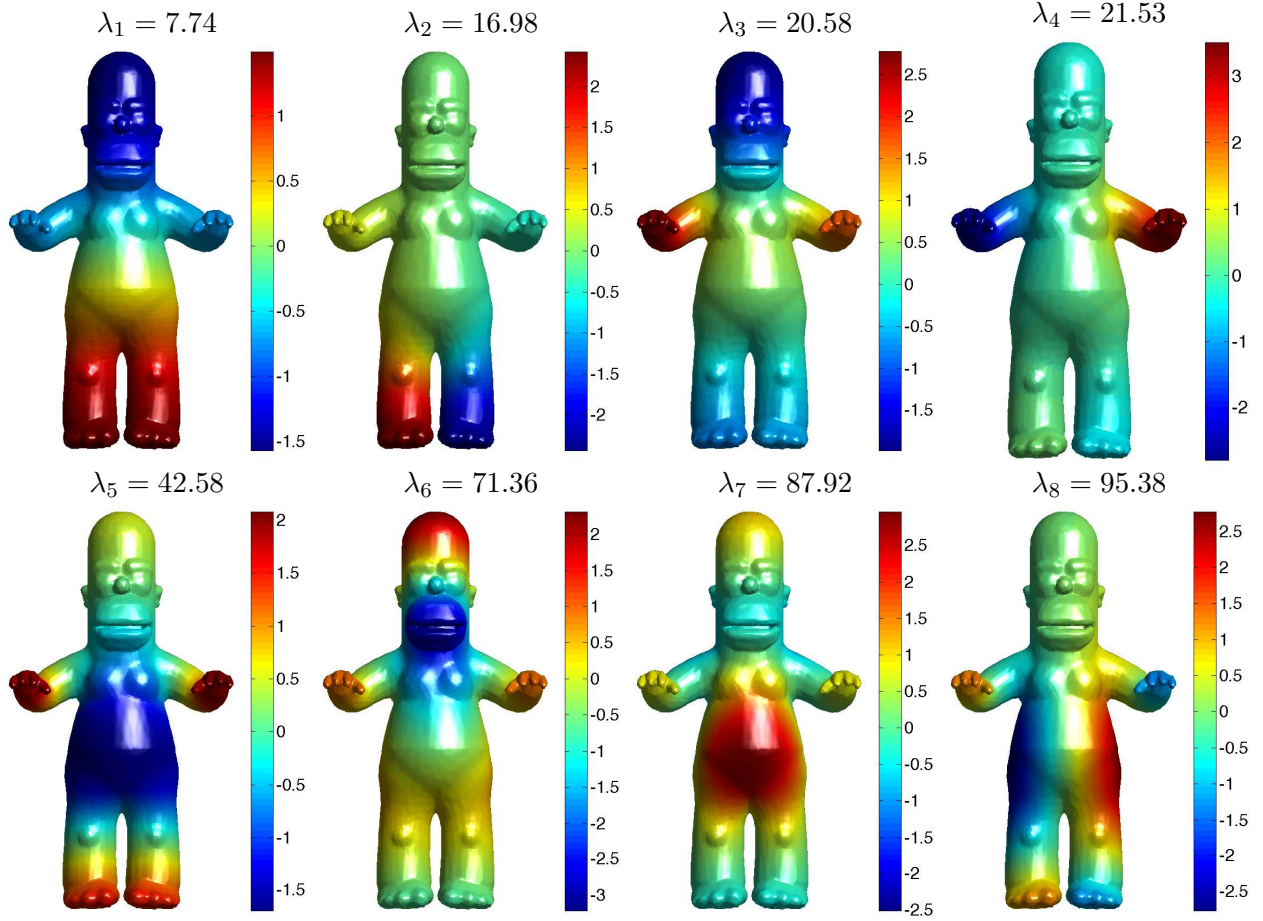


Figure 7: The first eight nontrivial Laplace-Beltrami eigenfunctions on the “Homer Simpson” mesh. See §4.1.

this is beyond the scope of this paper.

Spectral Method

For eigenvalue computations on the torus, we use a spectral method [Tre00], which we briefly discuss here. We use the transformation, given in (17) and illustrated in Figure 2, that takes the (a, b) -flat torus to the $[0, 2\pi]^2$ square. The Laplace-Beltrami operator, $\Delta_{a,b}$, on the square is defined in (18). Thus, we seek solutions to the eigenvalue problem

$$\Delta_{a,b}\psi = \lambda\omega\psi \quad (29)$$

defined on the $[0, 2\pi]^2$ square with periodic boundary conditions. The discrete operators obtained by spectral collocation for the first and second derivatives on a one-dimensional periodic grid on

$[0, 2\pi]$ with (even) N points are represented by the Toeplitz matrices

$$D = \begin{pmatrix} 0 & & & & -\frac{1}{2} \cot \frac{1h}{2} \\ -\frac{1}{2} \cot \frac{1h}{2} & \ddots & & & +\frac{1}{2} \cot \frac{2h}{2} \\ +\frac{1}{2} \cot \frac{2h}{2} & & \ddots & & -\frac{1}{2} \cot \frac{3h}{2} \\ -\frac{1}{2} \cot \frac{3h}{2} & & & \ddots & \vdots \\ \vdots & & & \ddots & +\frac{1}{2} \cot \frac{1h}{2} \\ +\frac{1}{2} \cot \frac{1h}{2} & & & & 0 \end{pmatrix}$$

$$D^{(2)} = \begin{pmatrix} \ddots & & \vdots & & \\ & \ddots & -\frac{1}{2} \csc^2 \left(\frac{2h}{2} \right) & & \\ & \ddots & +\frac{1}{2} \csc^2 \left(\frac{1h}{2} \right) & & \\ & & -\frac{\pi^2}{3h^2} - \frac{1}{6} & & \\ & & +\frac{1}{2} \csc^2 \left(\frac{1h}{2} \right) & \ddots & \\ & & -\frac{1}{2} \csc^2 \left(\frac{2h}{2} \right) & \ddots & \\ & & \vdots & & \ddots \end{pmatrix}.$$

Here, $h = \frac{2\pi}{N}$. See, for example, [Tre00, Ch. 3]. The two-dimensional operators are then easily obtained from D and $D^{(2)}$ using the Kronecker product, \otimes . That is, if I represents the $N \times N$ identity matrix, then

$$D_{x,x}^{(2)} = D^{(2)} \otimes I, \quad D_{x,y}^{(2)} = \frac{1}{2} ((I \otimes D) * (D \otimes I) + (D \otimes I) * (I \otimes D)), \quad \text{and} \quad D_{y,y}^{(2)} = I \otimes D^{(2)},$$

are $N^2 \times N^2$ discrete approximations to ∂_x^2 , $\partial_{x,y}^2$, and ∂_y^2 respectively. A discrete approximation to (29) is then given by

$$\frac{4\pi^2}{b^2} \left[(a^2 + b^2) D_{x,x}^{(2)} - 2a D_{x,y}^{(2)} + D_{y,y}^{(2)} \right] v = \lambda \Omega v, \quad v \in \mathbb{R}^{N^2}.$$

Here Ω is a diagonal matrix with entries given by the values of ω . This generalized eigenvalue problem is then solved using Matlab's built-in function `eigs` with default convergence criteria. In Figure 8, we give a log-log plot of the relative error of the first 16 eigenvalues for the conformal factor given by $\omega(x, y) = e^{\cos x + \cos y}$ on the equilateral torus. The method is seen to be spectrally convergent.

4.2 Gradient flow of conformal factor and moduli space parameterization

Here, we apply Proposition 2.2 to the eigenvalues of the sphere and (a, b) -flat torus. The results are stated as propositions for reference. First, consider the mapping $\omega \mapsto \lambda_k(\omega)$ satisfying

$$-\Delta \psi = \omega \lambda(\omega) \psi \quad \text{on } \mathbb{S}^2.$$

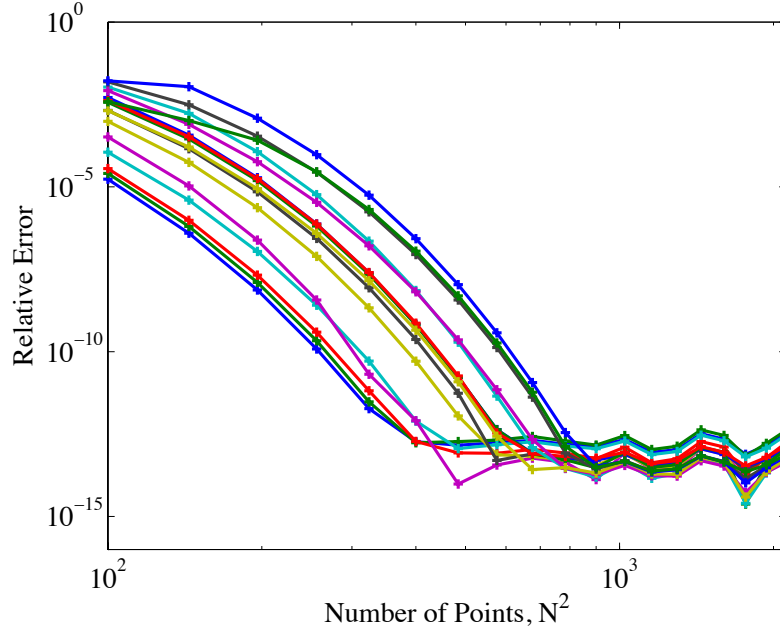


Figure 8: Relative error of the spectral method for computing Laplace-Beltrami eigenvalues on a torus. Similar to Figure 6, each of the 16 curves in this figure represents one eigenvalue. (Lower eigenvalues are more accurate.) See §4.1.

Proposition 4.1. *Let $\lambda(\omega)$ be a simple eigenvalue of $(\mathbb{S}^2, \omega_{g_0})$ and corresponding eigenfunction ψ normalized such that $\langle \psi, \psi \rangle_{\omega_{g_0}} = 1$. Then,*

$$\frac{\delta \lambda}{\delta \omega} \cdot \delta \omega = -\lambda \langle \psi^2 \omega^{-1}, \delta \omega \rangle_{\omega_{g_0}},$$

where $\langle f, h \rangle_{\omega_{g_0}} = \int_{\mathbb{S}^2} f h \omega d\mu_{g_0}$.

We next compute the gradient of a Laplace-Beltrami eigenvalue on the (a, b) -flat tori with respect to both the conformal factor ω and the parameters a and b . Recall the linear transformation introduced in §3.3 which takes the $[0, 2\pi]^2$ square to the (a, b) -flat torus (see Figure 2). Consider the mapping $(a, b, \omega) \mapsto \lambda_k(a, b, \omega)$ satisfying

$$-\Delta_{a,b} \psi = \omega \lambda(a, b, \omega) \psi \quad \text{on } [0, 2\pi]^2. \quad (30)$$

where $\Delta_{a,b}$ is defined in (18).

Proposition 4.2. *Let $\lambda(a, b, \omega)$ be a simple eigenvalue of an (a, b) -flat torus with conformal factor ω and corresponding eigenfunction ψ normalized such that $\langle \psi, \psi \rangle_{\omega_{g_0}} = 1$. Then,*

$$\begin{aligned} \frac{\partial \lambda}{\partial a} &= -\langle \psi, \omega^{-1} \Delta_a \psi \rangle_{\omega_{g_0}}, & \Delta_a &:= \frac{4\pi^2}{b^2} [2a \partial_x^2 - 2\partial_x \partial_y] \\ \frac{\partial \lambda}{\partial b} &= -\langle \psi, \omega^{-1} \Delta_b \psi \rangle_{\omega_{g_0}}, & \Delta_b &:= \frac{2\lambda \omega(x, y)}{b} + \frac{8\pi^2}{b} \partial_x^2 \\ \frac{\delta \lambda}{\delta \omega} \cdot \delta \omega &= -\lambda \langle \psi^2 \omega^{-1}, \delta \omega \rangle_{\omega_{g_0}}, \end{aligned}$$

where $\langle \cdot, \cdot \rangle_{\omega_{g_0}}$ is the inner product induced by the metric,

$$\langle f, h \rangle_{\omega_{g_0}} = \int_M f h d\mu_g = \int_{[0, 2\pi]^2} f h \sqrt{|g|} dx dy = \frac{b}{4\pi^2} \int_{[0, 2\pi]^2} f(x, y) h(x, y) \omega(x, y) dx dy.$$

All computations for the flat torus using the spectral method are done on the domain $[0, 2\pi]^2$ (with periodic boundary conditions). Eigenvalue derivatives are computed numerally using the formulae in Proposition 4.2. The operators Δ_a and Δ_b are implemented using the Toeplitz matrices, D and $D^{(2)}$, and the Kronecker product as discussed in §4.1.

Finally, we can use Proposition 4.2 and the relationships

$$\partial_x = \frac{1}{2\pi} \partial_u \quad \text{and} \quad \partial_y = \frac{a}{2\pi} \partial_u + \frac{b}{2\pi} \partial_v,$$

to push these derivatives forward from the square to the flat torus (see Figure 2). We obtain the following result, which is used in the finite element computations on flat tori.

Proposition 4.3. *Let $\lambda(a, b, \omega)$ be a simple eigenvalue of an (a, b) -flat torus with conformal factor ω and corresponding eigenfunction ψ normalized such that $\langle \psi, \psi \rangle_{\omega_{g_0}} = 1$. Then,*

$$\begin{aligned} \frac{\partial \lambda}{\partial a} &= -\langle \psi, \omega^{-1} \Delta_a \psi \rangle_{\omega_{g_0}}, & \Delta_a &:= -\frac{2}{b} \partial_u \partial_v \\ \frac{\partial \lambda}{\partial b} &= -\langle \psi, \omega^{-1} \Delta_b \psi \rangle_{\omega_{g_0}}, & \Delta_b &:= \frac{2\lambda\omega}{b} + \frac{2}{b} \partial_u^2 \\ \frac{\delta \lambda}{\delta \omega} \cdot \delta \omega &= -\lambda \langle \psi^2 \omega^{-1}, \delta \omega \rangle_{\omega_{g_0}}, \end{aligned}$$

where $\langle f, h \rangle_{\omega_{g_0}} = \int_{\mathbb{T}^2} f h \omega d\mu_{g_0}$ is the inner product on the flat torus.

5 Computations of conformal and topological spectra

In this section, we compute the conformal spectrum for several manifolds and topological spectrum for genus $\gamma = 0, 1$. Numerical values of volume-normalized eigenvalues, Λ_k , are given in Table 1 for comparison.

5.1 The topological spectrum of genus zero Riemannian surfaces

By the Uniformization Theorem, any closed genus-0 Riemannian surface (M, g) is conformal to S^2 with the canonical metric of constant sectional curvature, g_0 [IT92]. In other words, the moduli space of closed Riemannian surfaces consists of one point and the conformal spectrum for any genus $\gamma = 0$ Riemannian surface is identical. In particular, for any genus zero Riemannian surface, (M, g) ,

$$\Lambda_k^c(M, [g]) = \Lambda_k^c(\mathbb{S}^2, [g_0]) = \Lambda_k^t(0).$$

In this section, we approximate $\Lambda_k^c(\mathbb{S}^2, g_0)$ using the computational methods described in §4. To compute the Laplace-Beltrami eigenvalues, we use the finite element method on a mesh of the sphere with 40,962 vertices. The optimization problem is solved using a quasi-Newton method, where the gradient of the eigenvalues is computed via Proposition 4.1.

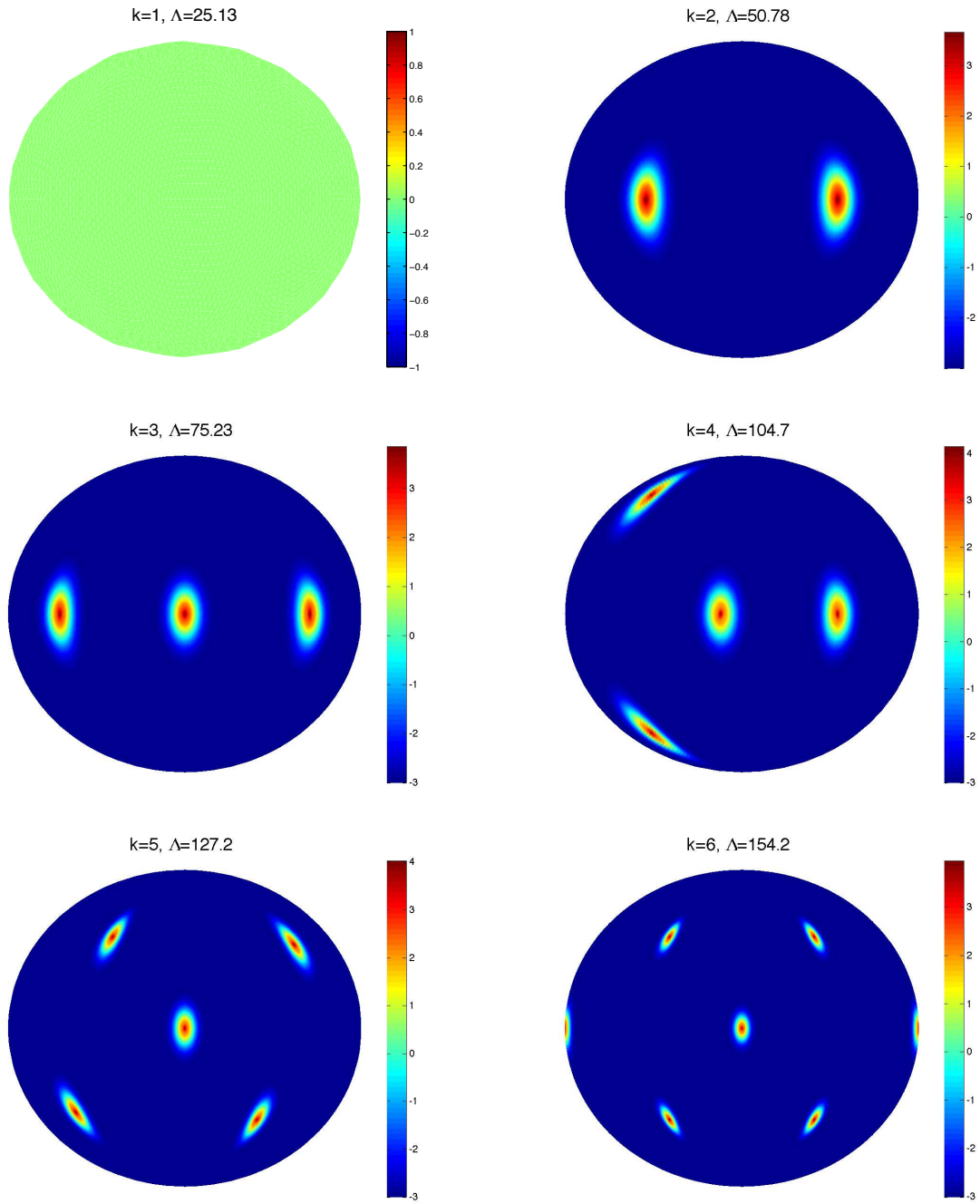


Figure 9: A Hammer projection of the best conformal factors found for Λ_k , $k = 1, \dots, 6$ on the sphere. See §5.1.

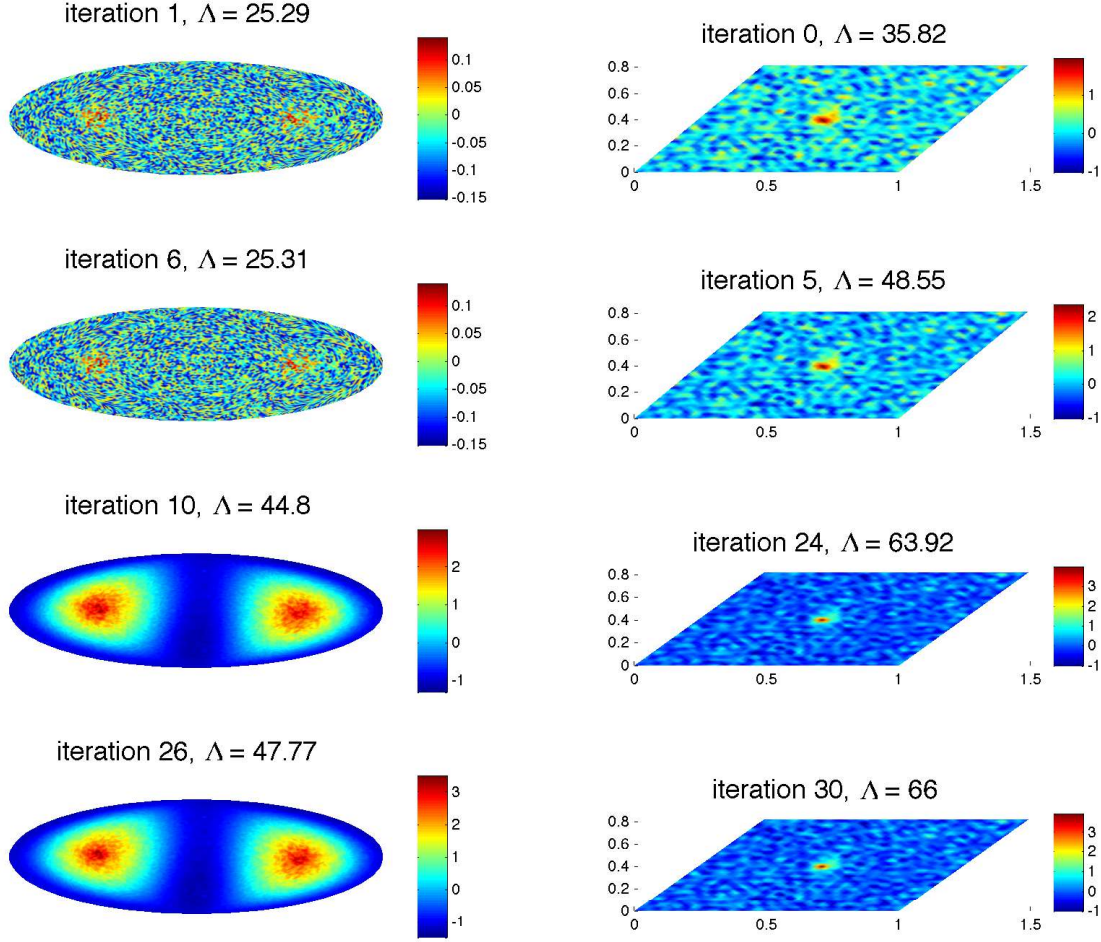


Figure 10: Iterates of the proposed computational method. **(left)** A sequence of conformal factors on the sphere to maximize Λ_2 . See §5.1. **(right)** A sequence of tori to maximize Λ_1 . See §5.3.

The best conformal factors found for $k = 1, 2, \dots, 6$ are presented in Figure 9 and the corresponding numerical values given in Table 1. For this computational experiment, we have chosen many different initializations for the conformal factors. The initial conditions used for Figure 9 were the sum of localized Gaussians located at points equidistributed on the sphere. To further illustrate our computational method, we consider a randomly initialized conformal factor. In Figure 10(left), we plot for $k = 2$, the 1st, 6th, 10th, and 26th iterates of the conformal factor. The mesh of the sphere used here has 10,242 vertices. The optimization code is only able to achieve a value of $\Lambda = 47.77$ for this grid size and initial condition, however the general pattern of the conformal factor having two localized maxima is clearly observed.

Hersch’s result that the standard metric on \mathbb{S}^2 is the only metric up to isometry attaining $\Lambda_1^t(0)$ is supported in the computational results [Her70]. This numerical result gives just one representative from the isometric class; see Remark 3.1, where a conformal factor on the sphere, isometric to the uniform conformal factor, is constructed that gives the same first topological eigenvalue. For $k = 2$, it was shown in [Nad02] that the maximum is approached by a sequence of surfaces degenerating to a union of two identical round spheres, a configuration we refer to as two kissing spheres, with second eigenvalue $\Lambda_2^t(1) = 16\pi \approx 50.26$. The value $\Lambda_2^* = 50.78$, obtained numerically is slightly larger. As discussed in §4.1, the finite element method used overestimates the Laplace-Beltrami eigenvalues and hence the value of the maximum. After having solved this problem on a sequence of increasingly fine meshes, we believe that this small discrepancy is the result of numerical error. The conformal factor on \mathbb{S}^2 corresponding to “two kissing spheres” is the one shown in the top right panel of Figure 9.

From Figure 9, we further observe that the k -th eigenvalue is large precisely when the metric has k localized regions with large value. This corresponds to the “ k -kissing spheres” surface as described in §3.2. Observe that for increasingly large k , the regions where the metric is localized is increasingly small. Since it is possible for the eigenfunctions to become very concentrated at these regions of concentrated measure, we reason that for larger values of k , to improve accuracy we should use a finer mesh at these regions or, equivalently, deform the surface at these points to locally enlarge the volume. We choose the later option, and consider a mesh consisting of k spheres “glued” together which approximates k kissing spheres. For example, to construct the mesh for $k = 2$, we remove one element (triangle) from the mesh representing each sphere and then identify the edges associated with the missing faces of the two punctured balls. On those glued meshes, we again maximize Λ_1 as a function of the conformal factor, ω . The best conformal factor found for $k = 1, \dots, 6$ is plotted in Figure 11. In each case, the conformal factor is very flat and the optimal values obtained are very close to $8\pi k$.

To further test these optimal conformal factors, we consider configurations of spheres with different sizes; see Figure 12. For Λ_1 , we consider a mesh approximating a sphere with radius $1/2$. For Λ_2 to Λ_6 , we consider meshes approximating glued spheres. The larger spheres have radius 1 and the smaller spheres have radius $1/2$. In each case, we verified that the constructed surface has genus $\gamma = 0$ using the Euler characteristic of the mesh. In each case, the conformal factor is very flat on each sphere and the optimal values obtained are very close to $8\pi k$.

As another computational experiment, we again consider the mesh of “Homer Simpson”, as discussed in §4.1. For this mesh, we compute a conformal factor ω^* which attains Λ_1^c and plot the function $u = \log(\omega^*)/2$ in Figure 13. The first eight non-zero eigenvalues computed for this conformal factor are given by 2.01, 2.01, 2.01, 5.93, 6.03, 6.04, 6.12 and 6.17. We see that the first three eigenvalues are close to the first three eigenvalues of the unit sphere ($\lambda = 2.00$). The 4th–8th eigenvalues are near to the 4th–8th eigenvalues of the unit sphere ($\lambda = 6.00$). This discrepancy in the higher eigenvalues may be explained by (i) we only approximately solve the optimization problem and (ii) higher eigenvalues are more sensitive to perturbations in the conformal factor.

5.2 The conformal spectrum of flat tori

In this section, we study the first conformal eigenvalue of the (a, b) -flat tori for various values of (a, b) . For all computations, we use the spectral method described in §4. For a comparison, we first compute the first non-trivial eigenvalue of the (a, b) -flat tori.

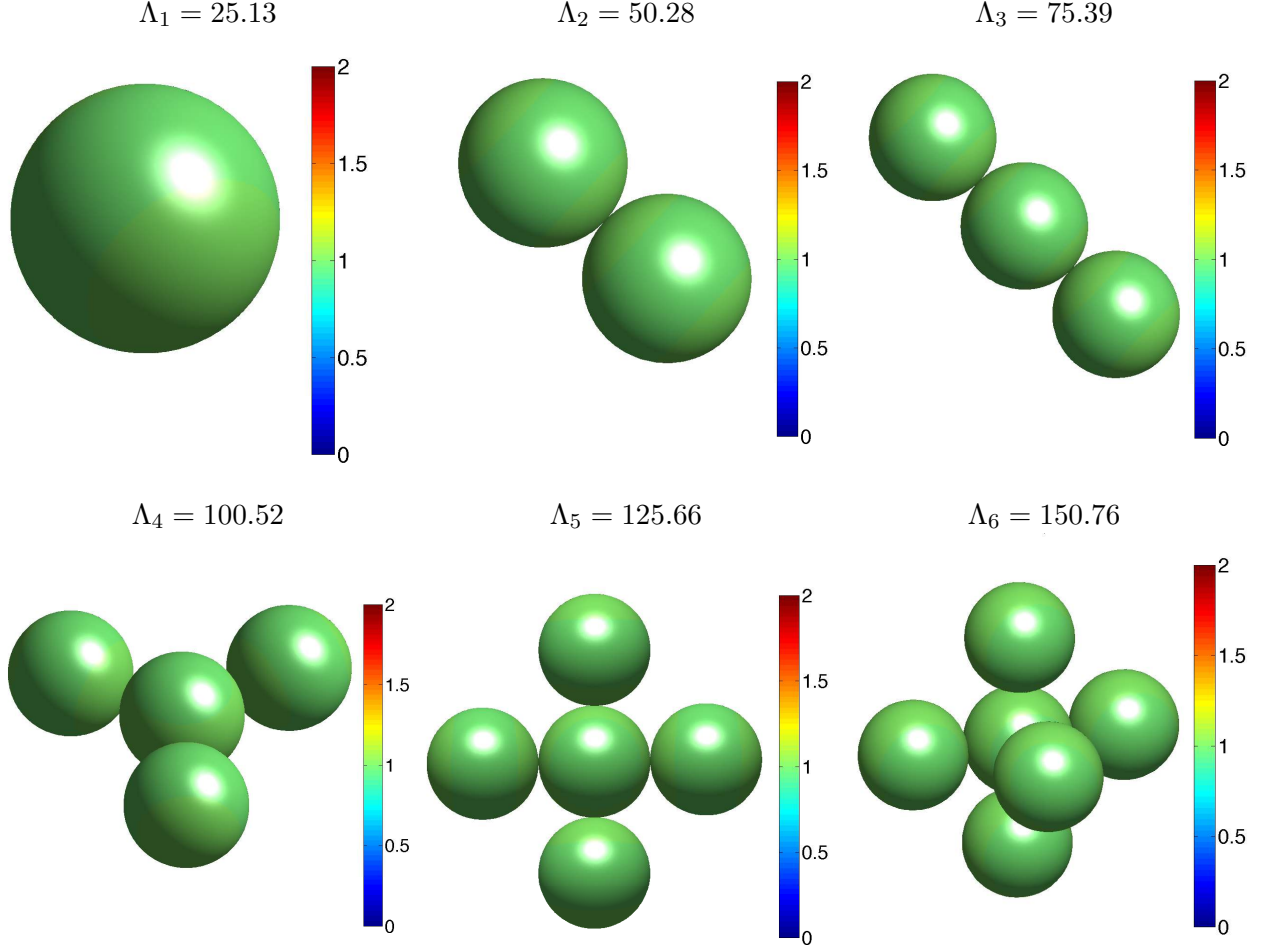


Figure 11: The best conformal factors found for Λ_k , $k = 1, \dots, 6$ on genus zero meshes representing k -kissing spheres. See §5.1.

From (16), it is not difficult to show that the first non-trivial eigenvalue of the (a, b) -flat torus is $\lambda_1(a, b) = \frac{4\pi^2}{b^2}$. Thus, the volume normalized eigenvalue is given by $\Lambda_1(a, b) = \frac{4\pi^2}{b}$. Note that $\Lambda_1(a, b)$ is monotone decreasing in b and does not depend on a . When $b = \frac{\sqrt{3}}{2}$, we recover the optimal value $\Lambda_1^* = \frac{8\pi^2}{\sqrt{3}}$, as discussed in §3.3. A plot of $\Lambda_1(a, b)$ for $(a, b) \in F$ is given in Figure 14(left). Note that this is the same as the top left panel of Figure 4, except the range of values of b is smaller. Values of $\Lambda_1(a, b)$ for a small selection of parameters (a, b) are also tabulated Figure 14. The parameters (a, b) chosen are indicated by crosshairs, ‘+’, in Figure 14(left).

We abbreviate the first conformal eigenvalue of the flat torus, $\Lambda_1^c(T_{a,b}, [g_0])$, by $\Lambda_1^c(a, b)$. We recall from (10) that $\Lambda_1^c(a, b) > 8\pi \approx 25.13$. Clearly we have that $\Lambda_1^c(a, b) \leq \frac{8\pi^2}{\sqrt{3}} \approx 45.58$ with equality only at $(a, b) = (\frac{1}{2}, \frac{\sqrt{3}}{2})$.

Proposition 5.1. *For fixed a , $\Lambda_1^c(a, b)$ is a non-increasing function in b .*

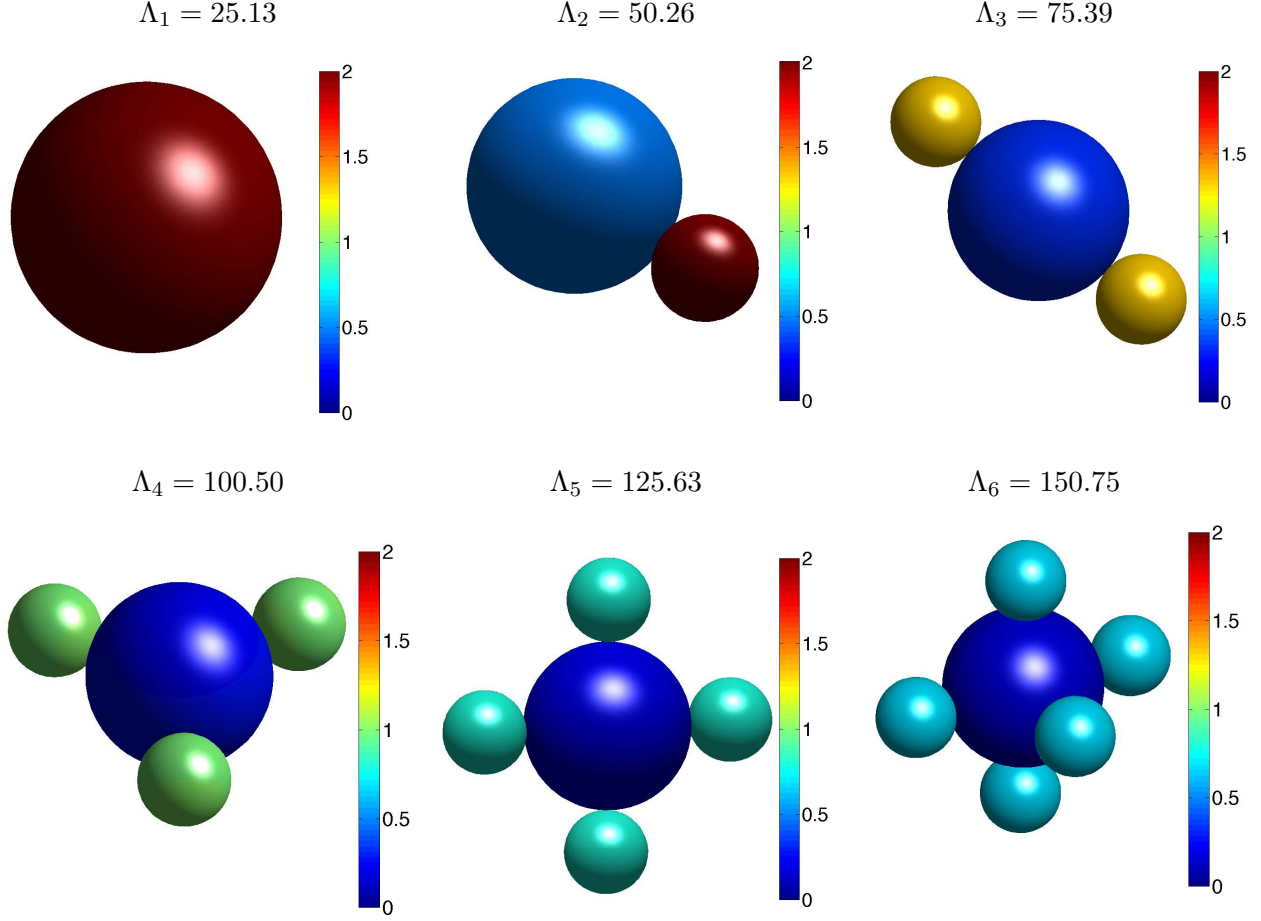


Figure 12: The best conformal factors found for Λ_k , $k = 1, \dots, 6$ on genus zero meshes representing a unit sphere kissing with $k - 1$ spheres with radius $1/2$. See §5.1.

Proof. The Rayleigh quotient for the first nonzero eigenvalue can be written

$$\lambda_1(a, b, \omega) = \min_{\substack{\int \psi \omega = 0 \\ \int \psi^2 \omega = 1}} 4\pi^2 \int_{[0, 2\pi]^2} \frac{1}{b^2} (a\psi_x - \psi_y)^2 + \psi_x^2 \, dxdy.$$

Let a and ω fixed and let $b_2 \geq b_1$. Let ψ be an eigenfunction corresponding to $\lambda_1(a, b_1, \omega)$ (which could have multiplicity greater than one). Then we have that

$$\begin{aligned} \lambda_1(a, b_2, \omega) &\leq 4\pi^2 \int_{[0, 2\pi]^2} \frac{1}{b_2^2} (a\psi_x - \psi_y)^2 + \psi_x^2 \, dxdy \\ &\leq 4\pi^2 \int_{[0, 2\pi]^2} \frac{1}{b_1^2} (a\psi_x - \psi_y)^2 + \psi_x^2 \, dxdy \\ &= \lambda_1(a, b_1, \omega) \end{aligned}$$

We conclude that for a and ω fixed, $\lambda_1(a, b, \omega)$ is a non-increasing function in b .




Figure 13: A plot of the function $u = \log(\omega^*)/2$, where ω^* is the conformal factor corresponding to the first conformal eigenvalue Λ_1^c , for a “Homer Simpson” mesh. See §5.1.

Fix a . Take $b_2 > b_1$ and let ω_2 be a conformal factor attaining $\Lambda_1^c(a, b_2)$. Then,

$$\begin{aligned} \Lambda_1^c(a, b_1) &\geq \lambda_1(a, b_1, \omega_2) && \text{by optimality} \\ &\geq \lambda_1(a, b_2, \omega_2) && \text{by the monotonicity of } \lambda_1(a, b, \omega_2) \text{ in } b \\ &= \Lambda_1^c(a, b_2). \end{aligned}$$

□

In Figure 14(right), we plot values of $\Lambda_1^c(a, b)$ for $(a, b) \in F$, computed on a 40×40 mesh. An eigenvalue optimization problem was solved for the values of (a, b) indicated by crosshairs, ‘+’; the other values were obtained by interpolation. Values of $\Lambda_1^c(a, b)$ for a small selection of parameters (a, b) are also tabulated. We observe that for fixed a , the value of $\Lambda_1^c(a, b)$ is non-increasing in b , as proved in Proposition 5.1. We also observe that $\Lambda_1^c(a, b)$ varies smoothly with (a, b) . In Figure 5.2, the optimal conformal factors are plotted on the (a, b) -tori for these values of (a, b) . The flat metric attains the maximal value obtained for the square torus, $(a, b) = (0, 1)$, and equilateral torus, $(a, b) = (1/2, \sqrt{3}/2)$. As b increases and the torus becomes long and thin, the best conformal factors found have structure which have higher density along a thin strip. We observe that the optimal conformal factor continuously deforms as the parameters (a, b) change. This is in contrast with other eigenvalue optimization problems where the optimizing structure can be discontinuous with changing objective function parameters [OK13, OK14].

5.3 The topological spectrum of genus one Riemannian surfaces

In this section, we approximate $\Lambda_k^t(1)$ using the computational methods described in §4. We proceed with several numerical studies. First we use a spectral method to identify approximate maximizers

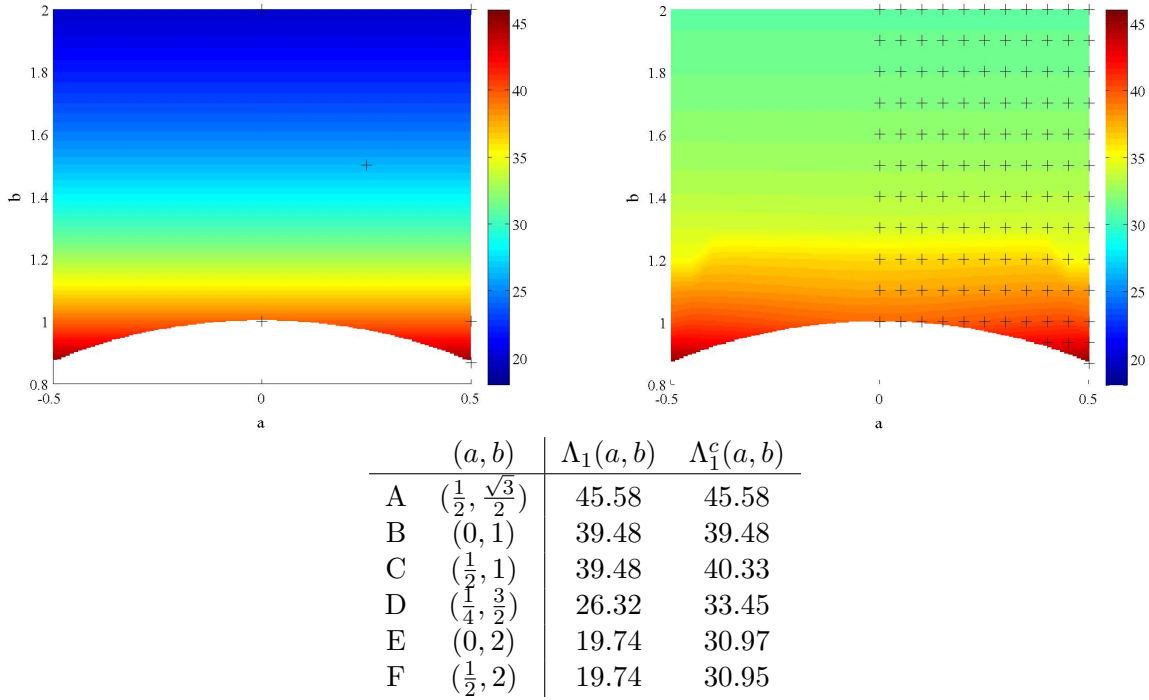


Figure 14: **(left)** The first eigenvalue of (a, b) -flat tori, $\Lambda_1(a, b)$, for values of $(a, b) \in F$. Selected values of (a, b) , indicated by crosshairs, ‘+’, are tabulated below for reference. **(right)** The first conformal eigenvalue of (a, b) -flat tori, $\Lambda_1^c(a, b)$, for values of $(a, b) \in F$. Selected values are tabulated below for reference. An eigenvalue optimization problem was solved for values of (a, b) indicated by crosshairs, ‘+’; the other values were obtained by interpolation. **(bottom)** Tabulated values of $\Lambda_1(a, b)$ and $\Lambda_1^c(a, b)$ for selected values of (a, b) . The conformal factors attaining the given values of $\Lambda_1^c(a, b)$ plotted in Figure 5.2. See §5.2.

by varying (a, b, ω) on a flat torus. By examining the structure of the minimizers, we recognize that the minimizer is obtained by a configuration consisting of the union of an equilateral flat torus and $k - 1$ identical round spheres. We then use a finite element method on a mesh given by this configuration to provide further evidence that this is the optimal configuration.

In this first numerical study, the Laplace-Beltrami eigenvalues of a fixed surface satisfying (29) are computed using a spectral method on a 60×60 mesh. As discussed in §2.2, the moduli space for $\gamma = 1$, as shown by the shaded area in Figure 2(right), parameterizes the conformal classes of metrics $[g_0]$. Thus, any genus $\gamma = 1$ surface can be described by a triple (a, b, ω) where $(a, b) \in F$ as in (20) and ω a smooth positive function. The optimization problem is solved using a quasi-Newton method, where the gradient of the eigenvalues with respect to the triple (a, b, ω) is computed via Proposition 4.2.

Using this computational method, the best triples (a, b, ω) found for $k = 1, 2$, and 3 are presented in Figure 16. To obtain these triples, we chose many different initializations. The initial conditions used for Figure 1 were the sum of localized Gaussians located at distributed points on the torus. To further illustrate our computational method, we consider a randomly initialized conformal factor.

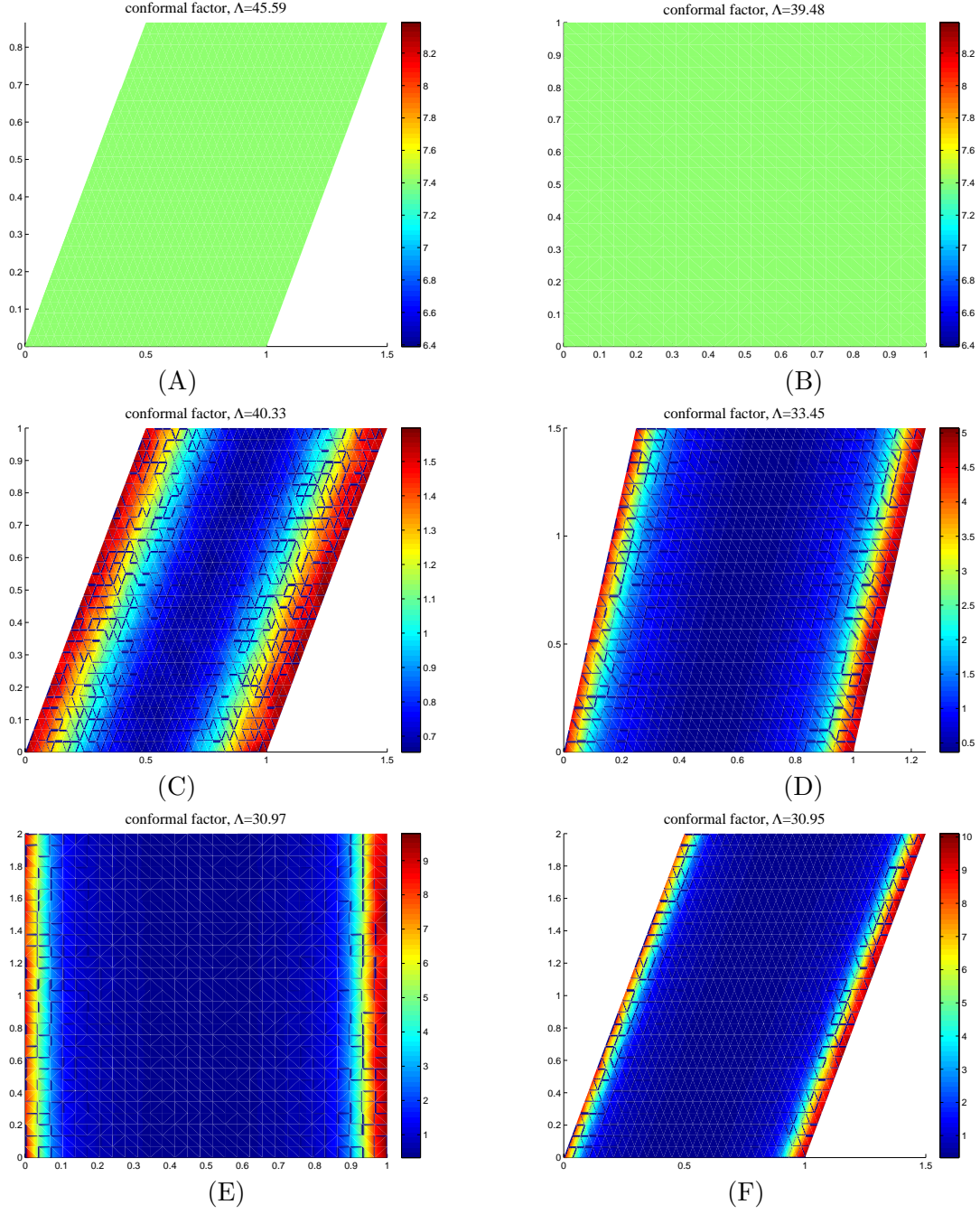


Figure 15: A plot of the function $u = \log(\omega^*)/2$, where ω^* is the conformal factor attaining $\Lambda_1^c(a, b)$ for the values of (a, b) in the Table in Figure 14. See §5.2.

In Figure 10 (right), we plot for $k = 2$, the 0th, 5th, 24th, and 30th iterates of the conformal factor on the (a, b) -torus.

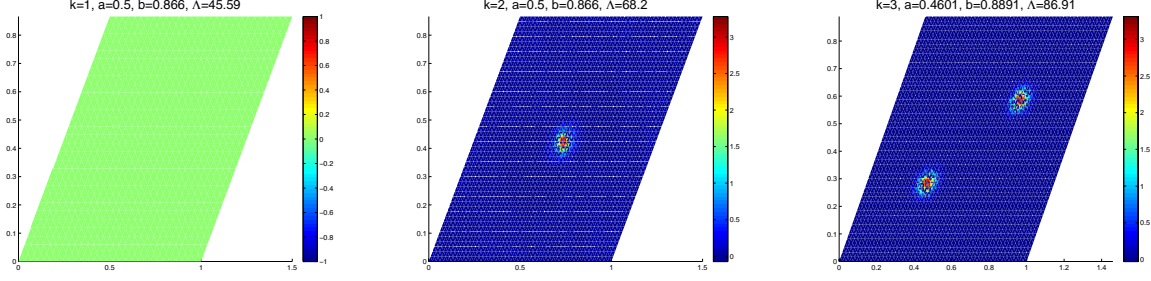


Figure 16: Maximal triples (a, b, ω) obtained for $k = 1$ (left), $k = 2$ (center), and $k = 3$ (right). The color represents the conformal factor, ω . See §5.3.

The computational results in Figure 16(left) support Nadirashvili's result that $\Lambda_1^t(1) = \frac{8\pi^2}{\sqrt{3}} \approx 45.58$ is attained only by the flat metric on the equilateral flat torus, $(a, b) = \left(\frac{1}{2}, \frac{\sqrt{3}}{2}\right)$ [Nad96]. For $k = 2$, the optimal conformal factor found is mostly flat with one localized maximum. The value obtained ($\Lambda_2 = 68.2$) is very close to the value found for the disconnected union of an equilateral flat torus and a sphere of appropriate volumes, $\Lambda_2 = \Lambda_1^t(1) + \Lambda_1^t(0) \approx 70.72$ (see §2.4). For $k = 3$, the optimal conformal factor found is mostly flat with two localized maximum. The value obtained ($\Lambda_2 = 86.91$) is not as close to 95.85, the value for the disconnected union of an equilateral flat torus and two spheres. For larger values of k , we observe that optimal metrics are mostly flat, but have $k - 1$ localized regions with large value. However, as for the genus $\gamma = 0$ case described in §5.1, the computational problem becomes increasingly difficult with larger values of k because the localized regions are increasingly small. It is thus very difficult to realize metrics which correspond to this configuration using this method.

To compute optimal configurations for larger values of k , we proceed as follows as in §5.1 and use a mesh which consists of a torus which has been deformed locally at $k - 1$ points. In effect, this mesh approximates the configuration of $k - 1$ spheres “kissing” a flat tori. For example, to construct this mesh for $k = 2$, we remove one face from the mesh representing the flat tori and one face from the mesh representing the sphere. We then identify the edges associated with the missing faces of these two punctured surfaces. As discussed in §2.4, for an equilateral flat torus, $(a, b) = \left(\frac{1}{2}, \frac{\sqrt{3}}{2}\right)$, and spheres of appropriate size, we can obtain k -th eigenvalue at least as large as

$$\Lambda_k = \frac{8\pi^2}{\sqrt{3}} + 8\pi(k - 1). \quad (31)$$

On this mesh, we use the finite element method to compute the Laplace-Beltrami eigenvalues and initialize a quasi-Newton optimization method using a random conformal factor. We observe that the maximal eigenvalue is achieved when the conformal factor is nearly constant over the mesh. See Figure 17, where the optimal values are given by $\Lambda_2 = 70.70$, $\Lambda_3 = 95.80$, $\Lambda_4 = 120.94$, and $\Lambda_5 = 146.06$ which are indeed very close to those given in (31).

To further test these optimal solutions, we consider several other configurations of spheres and flat tori. As shown in Figure 18, we take $k = 2$ and consider a torus glued to a sphere with radius a factor of 0.7 of the optimal radius. Initializing the optimization method with a constant uniform conformal factor, an optimal conformal factor is achieved where the sphere has a relatively

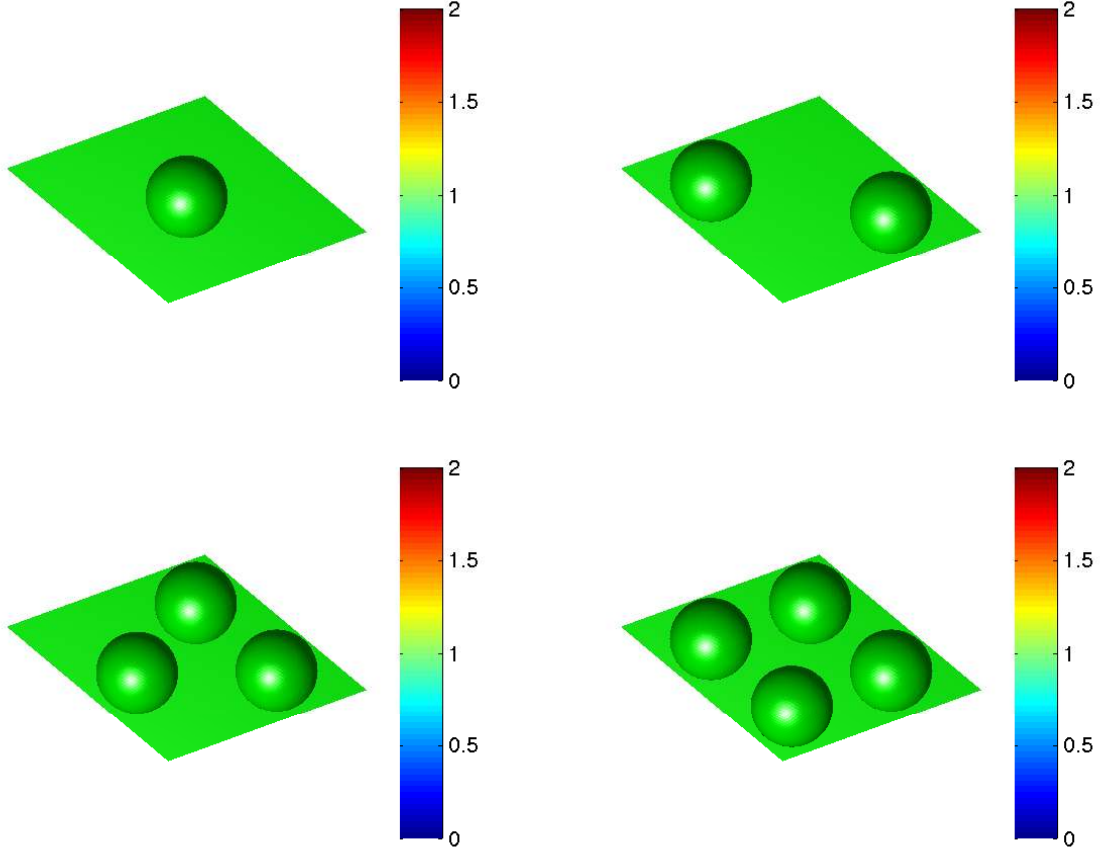


Figure 17: To maximize Λ_k , for $k = 2, 3, 4$, and 5 , we consider a mesh of a flat torus glued to 1, 2, 3, and 4 kissing spheres. The optimal conformal factors found, displayed here, are nearly constant. See §5.3.

high conformal value and the torus has relatively low conformal value. See Figure 18 (top left). An eigenfunction associated to λ_2 is plotted in Figure 18 (top right). For $k = 5$, we consider a torus glued to 4 spheres which have radii a factor of 0.75, 0.9, 1.1, and 1.25 of the optimal radius. Again initializing the optimization method with a constant uniform conformal factor, we obtain the conformal factor in Figure 18 (bottom left). An eigenfunction associated to λ_5 is plotted in Figure 18 (bottom right). In these two experiments, the optimal numerical values $\Lambda_2 = 70.6997$ and $\Lambda_5 = 146.9935$ are close to the values given in (31).

Finally, we report the results for one additional computational experiment. Recall that our proposed numerical method is only able to find local maxima of the non-concave optimization problem (5). In addition to many randomly initialized initial configurations, configurations with localized Gaussians, and configurations consisting of glued spheres and tori, we initialized the method using one additional configuration, two kissing flat equilateral tori. For a moment, consider two embedded tori stacked on each other so that the holes are aligned and the contact is smooth

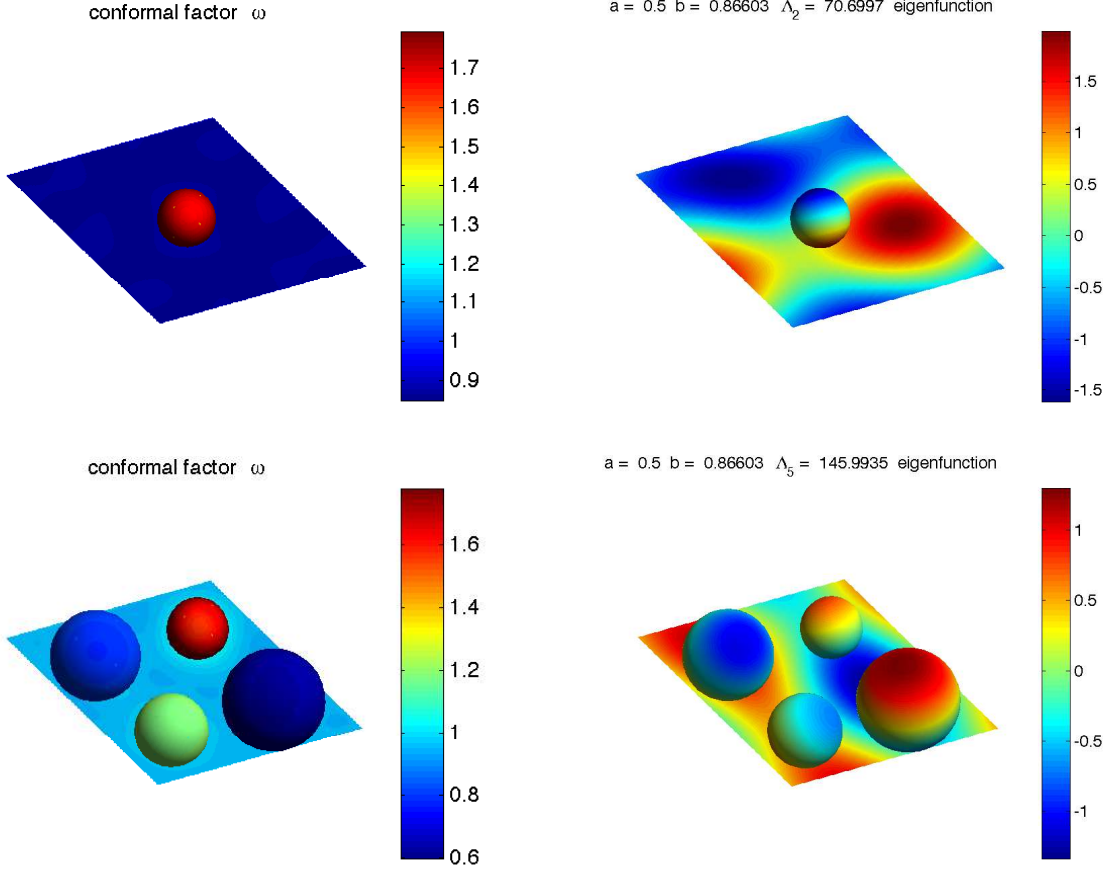


Figure 18: A mesh of a flat torus glued to one (top) and four (bottom) kissing spheres, used for maximizing Λ_2 and Λ_5 respectively. The figures on the left display the optimal conformal factor and the figures on the right display an eigenfunction corresponding to λ_k . See §5.3.

(Homer would think of a stack of donuts). This configuration is of a different type than two kissing balls since the perturbation occurs along a one-dimensional submanifold rather than at a single point. Since this type of perturbation is more difficult to analyze, we thought that it would be useful to check this configuration numerically. However, as we demonstrated in §3.3 and §3.4 the eigenvalues associated with embedded tori are generally not as large as those associated with flat tori. Thus, we consider gluing two equilateral flat tori along a strip as shown in Figure 19. Here colors and arrows indicate the glued edges. Numerically, we remove a strip from each of the two flat tori and identify element vertices and element edges along the cut edges. This constructed surface has genus $\gamma = 1$, as verified numerally using the Euler characteristic of the mesh. The first few eigenvalues of this configuration are given in Table 1. The value of Λ_2 is very small as compared to (31) with $k = 2$.

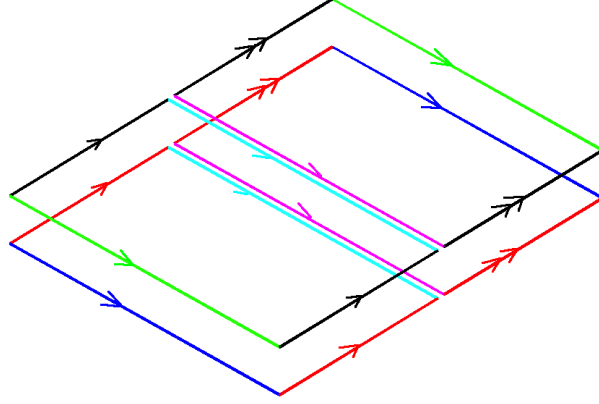


Figure 19: Kissing equilateral flat tori. Edges with the same color are glued together. See §5.3.

6 Discussion and further directions

We have presented a computational method for approximating the conformal and topological spectra, as defined in (2) and (3). Our method is based on a relaxation, given in (5), for which we prove existence of a minimizer (see Proposition 1.1). Based on the results of extensive computations, we make the following conjecture.

Conjecture 6.1. *The following hold for the topological spectrum:*

- $\Lambda_k^t(0) = 8\pi k$, attained by a sequence of surfaces degenerating to a union of k identical round spheres.
- $\Lambda_k^t(1) = \frac{8\pi^2}{\sqrt{3}} + 8\pi(k-1)$, attained by a sequence of surfaces degenerating into a union of an equilateral flat torus and $k-1$ identical round spheres.

The first part of this conjecture was also stated by Nadirashvili in [Nad02]. A proof of the conjecture involving $\Lambda_k^t(0)$ would imply that the lower bound, $\Lambda_k^t(0) \geq 8\pi k$, proven in [CS03, Corollary 1], is tight. This conjecture is proven for $k = 1$ and $k = 2$ in [Her70] and [Nad02] respectively. The conjecture involving $\Lambda_k^t(1)$ agrees with the eigenvalue gap estimate (10), proven in [CS03], and the result of [Nad96] for $k = 1$. The relatively large value of Λ_k for the configuration consisting of a union of an equilateral flat torus and $k-1$ identical round spheres was recently used by A. Karpukhin to show that a number of extremal metrics are not maximal [Kar13].

For dimension $n = 2$, Weyl's law states that for any fixed surface (M, g) , $\Lambda_k(M, g) \sim 4\pi k$ as $k \rightarrow \infty$. The conjectured topological spectrum for genus $\gamma = 0, 1$ has asymptotic behavior $\Lambda_k^t(\gamma) \sim 8\pi k$. Thus, the conjecture implies that for fixed k , there exist surfaces with k -th eigenvalue which exceed the asymptotic estimate given by Weyl's law by no more than a factor of two. As a comparison, we proved in §3.3 that among flat tori, Λ_k has a local maximum with value $4\pi^2 \left\lceil \frac{k}{2} \right\rceil^2 \left(\left\lceil \frac{k}{2} \right\rceil^2 - \frac{1}{4} \right)^{-\frac{1}{2}}$. For k large, we obtain $\Lambda_k \sim 2\pi^2 k$. Noting that $4\pi < 2\pi^2 < 8\pi$, this rate lies between Weyl's estimate and the conjectured topological spectrum for genus $\gamma = 1$.

In §5.3, we used an explicit parameterization of the genus one moduli space to compute the topological spectrum. Higher genus moduli spaces (*e.g.* $\gamma = 2$) could in principle be treated in

the same way [IT92, Bus10], although we do not attempt this here. For genus $\gamma = 2$, (9) and the spectral gap (10) together imply that

$$\Lambda_k^t(2) \geq 8\pi(k+1)$$

where the lower bound is attained by attaching $k - 1$ spheres to a Bolza surface (a singular surface which is realized as a double branched covering of the sphere). It was observed by B. Colbois and A. El Soufi [CS14, Corollary 3.1] that this bound is not tight; the union of two equilateral flat tori gives a higher second eigenvalue than the union of a Bolza surface with a round sphere. The high genus topological spectrum is largely open and is a very interesting future direction.

k	sphere	square flat torus	equilateral flat torus	horn emb. torus	Homer Simpson	kissing tori
1	25.13	39.47	45.58	23.21	7.464	34.21
2	25.13	39.47	45.58	23.21	16.45	34.21
3	25.13	39.47	45.58	30.63	19.94	43.98
4	75.39	39.47	45.58	66.58	20.89	43.98
5	75.39	78.95	45.58	66.58	41.23	78.22
6	75.39	78.95	45.58	78.80	69.83	78.22
7	75.39	78.95	136.7	83.71	85.40	78.22
8	75.39	78.95	136.7	83.71	92.32	78.22

k	k kissing spheres (15)	best flat torus (23)	best embedded torus (26)	Equil. torus and $k - 1$ spheres (31)
1	25.13	45.58	23.47	45.58
2	50.26	45.58	23.47	70.71
3	75.39	81.55	65.09	95.85
4	100.5	81.55	65.09	120.9
5	125.6	120.1	108.34	146.1
6	150.7	120.1	108.34	171.2
7	175.9	159.2	150.25	196.3
8	201.0	159.2	150.25	221.5

k	$\Lambda_k^t(0)$	$\Lambda_k^t(1)$
1	25.13	45.58
2	50.26	70.71
3	75.39	95.85
4	100.5	120.9
5	125.6	146.1
6	150.7	171.2

Table 1: A comparison of various volume-normalized eigenvalues, $\Lambda_k(M, g) = \lambda_k(M, g) \cdot \text{vol}(M, g)$. This is equivalent to $\lambda_k(M, g)$ after the metric has been normalized to have unit volume. The first table are the Laplace-Beltrami eigenvalues of the sphere, square flat torus $(a, b) = (0, 1)$, equilateral flat torus $(a, b) = \left(\frac{1}{2}, \frac{\sqrt{3}}{2}\right)$, horn embedded torus, Homer Simpson, and kissing equilateral flat tori as discussed in §3.1, §3.3, §3.3, §3.4, §4.1, and §5.3 respectively. The second table are the Laplace-Beltrami eigenvalues for varying Riemannian surfaces: k kissing spheres, best flat tori, best embedded tori, and the disjoint union of an equilateral torus and $k - 1$ spheres as defined in (15), (23), (26), and (31). The third table gives the computed topological spectra for genus $\gamma = 0$ and $\gamma = 1$ surfaces.

Acknowledgements

We would like to thank Ahmad El Soufi, Alexandre Girouard, Richard Laugesen, Peter Li, and Stan Osher for useful conversations. We would like to thank Melissa Liu for help with the example in Remark 3.1. We would also like to thank the referees for their valuable comments.

References

- [AB07] M. S. Ashbaugh and R. D. Benguria, *Isoperimetric inequalities for eigenvalues of the Laplacian*, Proc. of Symposia in Pure Math. **76** (2007), no. 1, 105–139.
- [AD04] M. G. Armentano and R. G. Durán, *Asymptotic lower bounds for eigenvalues by nonconforming finite element methods*, Electronic Transactions on Numerical Analysis **17** (2004), 93–101.
- [AF12] P. R. S. Antunes and P. Freitas, *Numerical optimization of low eigenvalues of the Dirichlet and Neumann Laplacians*, Journal of Optimization Theory and Applications **154** (2012), no. 1, 235–257.
- [BB85] P. H. Bérard and G. Besson, *Lectures on Spectral Geometry*, Conselho Nacional de Desenvolvimento Científico e Tecnológico. Instituto de Matemática Pura e Aplicada, 1985.
- [Ber73] M. Berger, *Sur les premières valeurs propres des variétés Riemanniennes*, Compositio Mathematica **26** (1973), no. 2, 129–149.
- [Bof10] D. Boffi, *Finite element approximation of eigenvalue problems*, Acta Numerica **19** (2010), no. 1, 1–120.
- [Bus10] P. Buser, *Geometry and spectra of compact Riemann surfaces*, Springer, 2010.
- [CD94] B. Colbois and J. Dodziuk, *Riemannian metrics with large λ_1* , Proceedings of the American Mathematical Society **122** (1994), no. 3, 905–906.
- [CDS10] B. Colbois, E. B. Dryden, and A. El Soufi, *Bounding the eigenvalues of the Laplace–Beltrami operator on compact submanifolds*, Bulletin of the London Mathematical Society **42** (2010), no. 1, 96–108.
- [Cha84] I. Chavel, *Eigenvalues in Riemannian geometry*, Academic Press, 1984.
- [CM90] S. Cox and J. McLaughlin, *Extremal eigenvalue problems for composite membranes, i and ii*, Applied Math. And Optimization **22** (1990), 153–167 and 169–187.
- [CS03] B. Colbois and A. El Soufi, *Extremal eigenvalues of the Laplacian in a conformal class of metrics: the ‘conformal spectrum’*, Ann. Global Anal. Geom. **24** (2003), 337–349.
- [CS14] ———, *Extremal eigenvalues of the Laplacian on Euclidean domains and closed surfaces*, to appear in Mathematische Zeitschrift (2014).
- [CSG10] B. Colbois, A. El Soufi, and A. Girouard, *Isoperimetric control of the spectrum of a compact hypersurface*, Journal für die reine und angewandte Mathematik (2010).
- [DHT14] T. A. Driscoll, N. Hale, and L. N. Trefethen (eds.), *Chebfun guide*, Pafnuty Publications, Oxford, 2014.
- [Fri79] S. Friedland, *Extremal eigenvalue problems defined on conformal classes of compact Riemannian manifolds*, Comment. Math. Helvetici **54** (1979), 494–507.
- [GNP09] A. Girouard, N. Nadirashvili, and I. Polterovich, *Maximization of the second positive Neumann eigenvalue for planar domains*, J. Differential Geometry **83** (2009), 637–661.

- [GS08] R. Glowinski and D. C. Sorensen, *Computing the eigenvalues of the Laplace-Beltrami operator on the surface of a torus: A numerical approach*, Partial Differential Equations, Computational Methods in Applied Sciences, 2008, pp. 225–232.
- [GT10] O. Giraud and K. Thas, *Hearing shapes of drums-mathematical and physical aspects of isospectrality*, Rev. Mod. Phys. **82** (2010), no. 3, 2213–2255.
- [Hen06] A. Henrot, *Extremum Problems for Eigenvalues of Elliptic Operators*, Birkhäuser Verlag, 2006.
- [Her70] J. Hersch, *Quatre propriétés isopérimétriques de membranes sphériques homogènes. (French)*, CR Acad. Sci. Paris Sér. AB **270** (1970), A1645–A1648.
- [IT92] Y. Iwayoshi and M. Taniguchi, *An Introduction to Teichmüller Spaces*, Springer-Verlag, 1992.
- [JLN⁺05] D. Jakobson, M. Levitin, N. Nadirashvili, N. Nigam, and I. Polterovich, *How large can the first eigenvalue be on a surface of genus two?*, International Mathematics Research Notices **2005** (2005), no. 63, 3967–3985.
- [JNP06] D. Jakobson, N. Nadirashvili, and I. Polterovich, *Extremal metric for the first eigenvalue on a Klein bottle*, Canadian Journal of Mathematics **58** (2006), no. 2, 381–400.
- [Kar13] M. A. Karpukhin, *Nonmaximality of known extremal metrics on torus and Klein bottle*, Sbornik: Mathematics **204** (2013), no. 12, 1–17.
- [Kar14] ———, *Spectral properties of bipolar surfaces to Otsuki tori*, Journal of Spectral Theory **4** (2014), no. 1, 87–111.
- [Kok14] G. Kokarev, *Variational aspects of Laplace eigenvalues on Riemannian surfaces*, Advances in Mathematics **258** (2014), 191–239.
- [Kor93] N. Korevaar, *Upper bounds for eigenvalues of conformal metrics*, J. Differential Geometry **37** (1993), 73–93.
- [Kro92] P. Kroger, *On the spectral gap for compact manifolds*, J. Differential Geometry **36** (1992), 315–330.
- [Lap08] H. Lapointe, *Spectral properties of bipolar minimal surfaces in \mathbb{S}^4* , Differential Geometry and its Applications **26** (2008), no. 1, 9–22.
- [LL10] J. Ling and Z. Lu, *Bounds of eigenvalues on Riemannian manifolds*, ALM **10** (2010), 241–264.
- [LO13] A. S. Lewis and M. L. Overton, *Nonsmooth optimization via quasi-Newton methods*, Mathematical Programming **141** (2013), no. 1-2, 135–163.
- [LS96] R. B. Lehoucq and D. C. Sorensen, *Deflation techniques for an implicitly restarted Arnoldi iteration*, SIAM Journal on Matrix Analysis and Applications **17** (1996), no. 4, 789–821.
- [LS11] R. S. Laugesen and B. A. Siudeja, *Sums of Laplace eigenvalues: Rotations and tight frames in higher dimensions*, Journal of Mathematical Physics **52** (2011), 093703.
- [LT05] S. Larsson and V. Thomée, *Partial Differential Equations with Numerical Methods*, New York, 2005.
- [LWY⁺14] R. Lai, Z. Wen, W. Yin, X. Gu, and L. M. Lui, *Folding-free global conformal mapping for genus-0 surfaces by harmonic energy minimization*, Journal of Scientific Computing **18** (2014), no. 3, 705–725.
- [Mil64] J. Milnor, *Eigenvalues of the Laplace operator on certain manifolds*, Proceedings of the National Academy of Sciences of the United States of America **51** (1964), no. 4, 542.
- [Nad96] N. Nadirashvili, *Berger’s isoperimetric problem and minimal immersions of surfaces*, Geometric and Functional Analysis **6** (1996), no. 5, 877–897.

- [Nad02] ———, *Isoperimetric inequality for the second eigenvalue of a sphere*, J. Differential Geometry **61** (2002), 335–340.
- [NS10] N. Nadirashvili and Y. Sire, *Conformal spectrum and harmonic maps*, arXiv preprint arXiv:1007.3104 (2010).
- [OK13] B. Osting and C. Y. Kao, *Minimal convex combinations of sequential Laplace-Dirichlet eigenvalues*, SIAM J. Sci. Comput **35** (2013), no. 3, B731–B750.
- [OK14] ———, *Minimal convex combinations of three sequential Laplace-Dirichlet eigenvalues*, Applied Mathematics and Optimization **69** (2014), no. 1, 123–139.
- [Ost10] B. Osting, *Optimization of spectral functions of Dirichlet-Laplacian eigenvalues*, J. Comp. Phys. **229** (2010), no. 22, 8578–8590.
- [Oud04] E. Oudet, *Numerical minimization of eigenmodes of a membrane with respect to the domain*, ESAIM: Control, Optimization and Calculus of Variations **10** (2004), 315–335.
- [Pen12] A. V. Penskoi, *Extremal spectral properties of Lawson tau-surfaces and the Lamé equation*, Moscow Math. J **12** (2012), no. 1, 173–192.
- [Pen13a] ———, *Extremal metrics for eigenvalues of the Laplace-Beltrami operator on surfaces*, Russian Mathematical Surveys **68** (2013), no. 6, 1073.
- [Pen13b] ———, *Extremal spectral properties of Otsuki tori*, Mathematische Nachrichten **286** (2013), no. 4, 379–391.
- [Pen13c] ———, *Generalized Lawson tori and Klein bottles*, To appear in the Journal of Geometric Analysis, doi: 10.1007/s12220-014-9529-7 (2013).
- [Pet13] R. Petrides, *Existence and regularity of maximal metrics for the first Laplace eigenvalue on surfaces*, arXiv preprint arXiv:1310.4697 (2013).
- [Pet14] ———, *Maximization of the second conformal eigenvalue of spheres*, Proc. Amer. Math. Soc. **142** (2014), no. 7, 2385–2394.
- [PS09] F. Pacard and P. Sicbaldi, *Extremal domains for the first eigenvalue of the Laplace-Beltrami operator*, Annales de l’Institut Fourier, vol. 59, 2009, pp. 515–542.
- [QBM06] A. Qiu, D. Bitouk, and M. I. Miller, *Smooth functional and structural maps on the neocortex via orthonormal bases of the Laplace-Beltrami operator*, Medical Imaging, IEEE Transactions on **25** (2006), no. 10, 1296–1306.
- [Ray77] J. W. S. Rayleigh, *The Theory of Sound, vol. 1*, New York: Dover Publications, 1877.
- [RWP06] M. Reuter, F.-E. Wolter, and N. Peinecke, *Laplace–Beltrami spectra as ‘Shape-DNA’ of surfaces and solids*, Computer-Aided Design **38** (2006), no. 4, 342–366.
- [SI08] A. El Soufi and S. Ilias, *Laplacian eigenvalue functionals and metric deformations on compact manifolds*, Journal of Geometry and Physics **58** (2008), no. 1, 89–104.
- [SLG⁺11] Y. Shi, R. Lai, R. Gill, D. Pelletier, D. Mohr, N. Sicotte, and A. W. Toga, *Conformal metric optimization on surface (cmos) for deformation and mapping in Laplace-Beltrami embedding space*, Medical Image Computing and Computer-Assisted Intervention–MICCAI 2011, Springer, 2011, pp. 327–334.
- [Sor92] D. C. Sorensen, *Implicit application of polynomial filters in a k-step Arnoldi method*, SIAM Journal on Matrix Analysis and Applications **13** (1992), no. 1, 357–385.
- [SY94] R. Schoen and S.-T. Yau, *Lectures on differential geometry*, International Press, 1994.
- [Tre00] L. N. Trefethen, *Spectral methods in MATLAB*, vol. 10, SIAM, 2000.

- [Ura79] H. Urakawa, *On the least positive eigenvalue of the Laplacian for compact group manifolds*, Journal of the Mathematical Society of Japan **31** (1979), no. 1, 209–226.
- [YY80] P. C. Yang and S.-T. Yau, *Eigenvalues of the Laplacian of compact Riemann surfaces and minimal submanifolds*, Annali della Scuola Normale Superiore di Pisa-Classe di Scienze **7** (1980), no. 1, 55–63.